

Chapter 8

GROWTH AND STABILITY: THE SECOND HALF-CENTURY BEGINS

THE FIFTY-FIRST ANNUAL MEETING

The fifty-first annual meeting, held May 21–23, 1934 in Toronto under the presidency of Charles D. Parfitt,¹ was the last to take place before the change in the time of meetings to the fall. There were a number of new members who participated in the program that year, including Howard F. Root, who talked on diabetic coma and pulmonary tuberculosis; Chester S. Keefer, who discussed the pleural and pulmonary complications of carcinoma of the esophagus; Robert A. Cooke, whose presentation was entitled “Asthma in Relation to Sinus Disease”; and C. Sidney Burwell, who discussed his observations on the output of the heart and the pressure in the veins of pregnant women.

THE FIFTY-SECOND ANNUAL MEETING

The football schedules having been appropriately checked to avoid conflicts, the fifty-second annual meeting was held October 21–23, 1935 at Princeton, New Jersey under the presidency of Walter R. Steiner.² An important event was the death of James Cornelius Wilson on October 28, 1934 at the age of 87. He was a former president of the Association and the last of its original members, and a suitable memorial was presented. Wilson received his A.B. from Princeton in 1867 and two years later his A.M. He was graduated from Jefferson Medical College in 1869. When in 1873 he entered the practice of medicine, he showed his interest in the academic as well as the clinical side by promptly affiliating himself with the department of medicine at Jefferson, where he was made chief of the medical clinic. He soon became chief clinical assistant to that master clinician, Professor J.M. Da Costa, whom he succeeded to the chair of the practice of medicine and clinical medicine at Jefferson. In 1897 he became physician-in-chief to the Lankenau Hospital, where he was closely associated with the great John B. Deaver. He was also a member of the Association of American Physicians.

President Steiner gave an interesting talk entitled “Reminiscences of Sir William Osler as My Teacher and of My Hospital Experiences Under Him at Johns Hopkins.” One of Steiner’s stories about Osler (originally related by J.H. Pratt) was the following: “He always had a quiet dignity about him which repelled a certain type of familiarity. One day as our class was leaving the ward, a patient in a bed near the door called out, ‘Good morning, Doc.’ Dr. Osler made no reply, but when we reached the

corridor and was out of the man's hearing he stopped, and turning to us, said, 'Beware of the men who call you Doc, they rarely pay their bills.'

Among the group of young clinicians who took part in the meetings that year were Howard F. Root, Ralph H. Major, Cyrus C. Sturgis, William D. Stroud, Paul D. White, L.W. Gorham, Robert L. Levy, John T. King, James S. McLester, Chester S. Keefer, William S. McCann, Henry M. Thomas, Jr., Charles W. Wainwright, William B. Porter, John Walker Moore, J. Murray Kinsman, and Russell L. Haden. One of the classic papers, by Louis Hamman and Arnold R. Rich, described a new entity called "diffuse interstitial fibrosis of the lungs."

THE FIFTY-THIRD ANNUAL MEETING

The fifty-third annual meeting was held in Richmond, Virginia on October 26, 1936 under the presidency of L. Whittington Gorham.³ At the dinner on Tuesday night, Dr. Douglas Southall Freeman, editor of the *Richmond News Leader* and author of an outstanding biography of Robert E. Lee, spoke on "Pain in American History." The physical pains endured in civil as well as in military life, the scarcity of ether, the infection of every wound so that entrance to a hospital meant that death was highly probable if not certain—these things involved pain that was very real. Mental pains were almost as bad. Almost every personal letter written before and, of course, during the Civil War, had references to illness, to anxiety, and to distress, although never to despair. The people in those days were a tough, hardy lot. Dr. Freeman's description was vivid and most illuminating—a remarkable presentation.

On Wednesday the group saw Williamsburg, stopping en route at Yorktown and Jamestown. The secretary commented:

In each place is preserved quite enough of remains and relics to amplify and illustrate the written histories and so to give a clearer picture of what transpired. No wonder Captain John Smith almost starved on Jamestown Island. No wonder that Cornwallis, driven to the end of a peninsula in Chesapeake Bay, was forced to surrender. The house in which the terms were arranged by General Washington is still standing.

The Reverend W.A.R. Goodwin told us of the beginnings of the Williamsburg restoration. How Mr. Rockefeller was so fascinated by the possibility that he began to buy and to give until now nearly \$14 million has been expended. And it is all worthwhile. At first, the visitor is disappointed. The houses are set apart from each other; the greens are ordinary fields; but soon he appreciates the meticulous care, the infinite attention to detail which has been applied. The result is most interesting. In 1700 the people of Williamsburg lived well, at least, the gentle folk did. The Governor, appointed by the King, lived in a palace which was a palace. The capital was beautiful in its appointments just as the jail was dreadful in its obvious cruelty.

In Bruton Parish Church, we saw that George Washington, when in town for the assemblies of the Court of Williamsburg, sat in a front pew. He stayed in the Wythe House down the street a little. The Curtis family occupied the fourth pew back. They

lived in a white house across the street. Here was romance at its best and it was quite fascinating to consider that we, standing on the steps of the church, saw now much the same view as George and Martha together before their marriage in 1759.

To be in Williamsburg is almost to feel the life as it was in colonial days, nearly 200 years ago. Once again the extracurricular activities of the "Climatological" taught us something worthwhile.

This meeting also saw the passing of two eminent members and former presidents of the Association. James M. Anders⁴ was born on July 22, 1854 at Fairview Village, Montgomery County, Pennsylvania. He graduated from the medical school of the University of Pennsylvania in the class of 1877, a group that furnished to Philadelphia alone such well-known teachers as Francis X. Dercum in neuropsychiatry; Matthew N. Cryer, the great oral surgeon; Henry F. Formad, the brilliant pathologist; John H. Musser, the outstanding internist of his day; and George M. Piersol, the anatomist. The year Anders graduated in medicine, he also received his Ph.D. and a prize for his thesis, "The Transpiration of Plants." His original investigations led to his discovery that flowering plants are natural generators of ozone. After nearly a decade of research along these lines, he published in 1886 a volume entitled "House Plants as Sanitary Agents; or, The Relation of Growing Plants to Health and Disease," which led to international recognition. Anders's chief interest, however, was centered in the problems of internal medicine and public health. In 1890, he was elected to the chair of hygiene and pediatrics, and two years later the chair of clinical medicine was created for him by the Medico-Chirurgical College of Philadelphia. In 1893, he became professor of the theory and practice of medicine and clinical medicine. From 1914, he was a member of the Board of Health of Philadelphia. Anders was very active in bringing about the merger of the Medico-Chirurgical School with the University of Pennsylvania, which resulted in the present Graduate School of Medicine at Pennsylvania. He took an active part in the development and direction of this school. In 1916, he automatically became professor of medicine in the Graduate School, but after a few years retired from this position. As a well-merited reward for his achievements in medicine, public health, civic betterment, and literature, Anders was made a Chevalier of the Legion of Honor of France in 1923. In 1928, he received the Sc.D. degree from the University of Pennsylvania. He was a member of the Association of American Physicians, was president of the American College of Physicians in 1922, and in 1923 was made a Master—the first fellow of the college to be thus honored.

In early life, it was Henry Sewall's good fortune to work with two great physiologists—Michael Foster in England and Carl Ludwig in Germany.⁵ Sewall received his Ph.D. under Newell Martin at Johns Hopkins in 1879 at the time when Martin was doing his famous experiments on perfusion

of the coronary arteries in the mammalian heart. Pondering Jenner's vaccination, Pasteur discovered that the inoculation of attenuated organisms of chicken cholera resulted in immunization. Pondering Pasteur's publications, Henry Sewall was led to investigate the possible immunization of pigeons to rattlesnake venom. First determining the minimal fatal dose, Sewall successfully immunized pigeons in 1887 to this poisonous protein by repeated inoculation of subminimal doses. These experiments were recognized throughout the world as the foundation on which the development of antitoxins was built. Physicians from all parts of the world have stood in reverence before the tablet erected at Ann Arbor to commemorate the experiments of Henry Sewall when he was professor of physiology at the University of Michigan.

Sewall resigned from this position when he developed tuberculosis. He moved to Colorado where he not only conquered this affliction, but also a bad bout with typhoid fever, during which he developed rib necrosis. He became an M.D. of the University of Denver in 1889 and for many years he was an inspirational part of the research department of the National Jewish Hospital.

To have been president of the Colorado State Medical Society, of the National Tuberculosis Association, of the American Climatological and Clinical Association, and of the Association of American Physicians; to have been the recipient of the Kober Medal of the Association of American Physicians and of the Trudeau Medal of the National Tuberculosis Association—such are honors that few physicians can attain. Born in Winchester, Virginia on May 25, 1855, Sewall died from coronary thrombosis in Denver on July 8, 1936.

Again the program showed evidence of the infusion of young internists interested in clinical investigation. Benjamin M. Baker gave an excellent discussion of the arthritis of bacillary dysentery. Frederic M. Hanes presented his work on the low blood sugar curve of sprue. "The Natural History of Rheumatic Fever and Rheumatic Heart Disease" was the topic of a talk by Edward F. Bland and T. Duckett Jones. Mark D. Altschule and Herrman L. Blumgart presented their work on the circulatory dynamics in tricuspid stenosis and insufficiency: their significance in the pathogenesis of edema and orthopnea. Paul D. White, G. Kenneth Mallory, and Jorge Salcedo-Salgar discussed the speed of healing of myocardial infarcts, and Chester S. Keefer gave an excellent description of tuberculosis of the pericardium. Finally, Alphonse R. Dochez of New York described for the group his excellent studies on the pathogenesis of influenza and of the common cold.

THE FIFTY-FOURTH ANNUAL MEETING

The fifty-fourth annual meeting, which was held in Baltimore, October 11, 12, and 13, 1937, under the presidency of James E. Paullin⁶ of Atlanta,

Georgia, was an outstanding success. As evidence of the beneficial effects of the effort to expand the scientific interests of the Association and to bring in new members with not only a broad interest in internal medicine, but an interest in clinical investigation as well, the attendance record had been broken for four consecutive years; 120 members attended this meeting in Baltimore. The Belvedere Hotel was very comfortable and the meeting room excellent. Dr. and Mrs. Henry M. Thomas, Jr. invited the Council to meet at their home on Sunday night. On Monday, Dr. and Mrs. Louis Hamman had the entire Climatological as their guests at dinner and entertained them handsomely. On Tuesday, all went to lunch at the Maryland Club as the guests of E.C. Andrus, C.R. Austrian, G.A. Harrop, Albert Keidel, J.T. King, Lay Martin, and T.P. Sprunt. Meanwhile, other Baltimore hosts invited various members to teas, either at home or in one of the social clubs before the Monday and Tuesday dinners. The tea was *very* good.

This was the first year of the Gordon Wilson Lectureship.⁷ Dr. Warfield T. Longcope, professor of medicine at The Johns Hopkins University School of Medicine, was introduced by Dr. James S. McLester. McLester spoke well of Gordon Wilson and his large part in the development of the Climatological into a national society of internal medicine, and of Dr. Longcope as a longtime thorough student of the kidney and its diseases. The lecture was delivered in the easy, straightforward style of the master. The Association's membership was pleased with the Lectureship and with its first speaker.

On Tuesday afternoon, the staff of Johns Hopkins presented a scientific program in which W.G. MacCallum, E.L. Burky, L.C. Kolb, Francis F. Schwentker, Perrin H. Long, and E.K. Marshall, Jr. participated. The program was given in the Hurd Amphitheatre—new, beautifully proportioned, thoroughly gadgeted, gorgeous.

At the annual dinner, Hugh Kinghorn sang *Alouette* and Paul Ringer rendered *Casey at the Bat* better than ever before, if such be possible. After the coffee, Louis Hamman said that if one man told another exactly how much he loved him the latter would think either that the former was crazy or that he had some sort of gonadal abnormality; and so with a "reverse" introduction, he presented Judge Morris Soper. "All right," said the Judge, "but don't forget that one of my best decisions was to choose Louis Hamman for my doctor." Judge Soper confessed that good manners on the part of the witness were apt to influence the judicial mind—as did bad manners. He talked at considerable length about the Lewis resolution and the high-handed manner in which the senator from Illinois would regiment the doctors and force them to practice medicine as Congress would dictate. Everyone was enormously pleased with Soper's remarks.⁸

The subject of Paullin's Presidential Address was the country doctor and his contribution to science. Most interesting was his story of the introduction of ether by Crawford Williamson Long, born on November 1, 1815 near the town of Danielsville, Georgia. His father, a prosperous planter and man of considerable means, was most desirous that his children be well educated. After this preliminary education, he entered Franklin College, now the University of Georgia at Athens, from which he graduated with second honor in 1835. Long taught school for a year and then began to read medicine under Dr. Grant in Jefferson, Georgia. In 1837, he attended Transylvania College in Lexington, Kentucky. He then entered the medical department of the University of Pennsylvania, graduating the following year. The next 18 months were spent walking in the hospitals and studying surgery in New York City. In August 1841, Long returned to Jefferson to practice. While a student at Pennsylvania, he became familiar with the effects of ether, which he had seen given to individuals by "chemists" to produce exhilaration and mild intoxication. In November 1841, he introduced "ether frolics" in the town of Jefferson and on occasion inhaled ether himself. He observed frequently that individuals under the influence of this drug received injuries of a minor nature of which they remembered nothing. On March 30, 1842 at his office in Jefferson, Long administered ether by inhalation to James Venable; as soon as Venable was anesthetized Long removed a tumor from his neck, the first painless operation in surgery ever performed. Long said that he operated as soon as Venable had received sufficient ether to make him insensible to pinprick. As an inducement to Venable to be the subject of such an experiment, Long made a charge of \$2.00 for the operation and \$.25 for the ether. In 1845, at the birth of his daughter, later to become Mrs. Frances Long Taylor, Crawford W. Long administered ether to his wife during labor. Long has been criticized for not having published his observations shortly after they were made; however, when one realizes the conditions under which he lived, many miles from a railroad, with the demands of an extensive rural practice, with horseback his only means of transportation, with few physicians anywhere at hand, and with a limited knowledge of medical journals, it is not difficult to understand his neglect in seeking recognition.

Again at the Baltimore meeting many of the bright young clinical investigators presented their work, including Willard B. Soper of Yale, A. Carlton Ernstene of Cleveland, Marshall N. Fulton of Providence, Joseph T. Wearn of Cleveland, Howard B. Sprague of Boston, Thomas M. Rivers of New York, and Henry D. Chadwick of Boston, who discussed the Massachusetts Pneumonia Program. This study had two objectives: the evaluation of pneumonia serum under the conditions of the general practice of medicine, and the development of plans for the distribution

of this serum for the treatment of those patients who might reasonably be expected to benefit from its use. It thus embraced problems of scientific research as well as of administrative procedures. The development of such a program, looking forward to the eventual statewide distribution of pneumonia serum, was recognition of the fact that even though a health department may be unable to prevent the spread of certain infections, it can nevertheless do much to reduce the resultant loss of life. One of the items on the program at this Baltimore meeting was the presentation by E.K. Marshall, Jr. and Perrin H. Long of their studies on the sulfonamides, a paper that illustrated well the progress of medicine. After the enormous amount of hard work that had gone into the development and use of serum in the treatment of pneumococcal pneumonia, the work of Drs. Marshall and Long was soon to be followed by a new and very effective treatment of pneumonia with sulfapyridine, thus largely negating all of this earlier effort.

THE FIFTY-FIFTH ANNUAL MEETING

The fifty-fifth annual meeting was held on May 2, 3, and 4, 1938 in Atlantic City, with Alphonse R. Dochez⁹ as president. This return to the May dates was occasioned by the joint meeting with the Congress of Physicians and Surgeons. The session was marked by a memorial on behalf of Lawrason Brown,¹⁰ who had died during the year. Brown was among the first to see the need for a change of policy for the Association. As related earlier, at the Washington meeting in 1922 he gathered together a small group of enthusiastic members, in which he expressed the belief that the need for such a society as the Climatological then was had passed, but that its friendly and helpful spirit should be preserved; that the papers should embrace broader clinical subjects than those only of special interest to men living in health resorts; and that new members should be selected from workers in every field of clinical medicine.

Brown graduated with honors from the Johns Hopkins University in 1895 and the next year entered the Johns Hopkins University School of Medicine, where his abilities were soon recognized by Drs. Osler and Welch. In his third year, he developed tuberculosis and was sent to Saranac, where he attracted the attention of Dr. Trudeau; a close friendship developed between them. At the end of a year there, he returned to Johns Hopkins, receiving his medical degree in 1900. He then returned to Saranac to take charge of the Adirondack Cottage Sanitarium. Trudeau's health had begun to fail and he was immensely relieved to find a man into whose hands he could surrender the medical department of the sanitarium. In his autobiography, Trudeau said: "The methods were crude, the discipline imperfect, the records incomplete. The simple efficient rules of discipline, the thorough instruction of physicians, nurses

and patients, the accurate medical reports and the exhaustive post-discharge records of all patients since the institution started all sprang into life as a result of Dr. Brown's insistent efforts for efficiency and continued progress." It was these records that allowed Brown to publish his early papers, which successfully combatted preconceived ideas of tuberculosis based more upon impressions than critical analysis. He started the *Journal of Outdoor Life* and edited it until it was taken over by the National Tuberculosis Association. He was also the organizer of the Stevenson Society of America for the collection of Stevensoniana and the preservation of the cottage at Saranac that Louis Stevenson occupied in 1887. While resident at the sanitarium, he organized the research laboratory in which the work on immunology was done by Petroff, and the x-ray department where, with Sampson, the early diagnosis of intestinal tuberculosis was accomplished. The degree of doctor of science was conferred upon him by Dartmouth in 1931 and by the Medical College of Virginia at Richmond in 1936. He was awarded the Trudeau Medal in 1933.

The second Gordon Wilson Lecture, given by Henry A. Christian of Boston, was entitled "A Glomerular Dominance in Bright's Disease." One of the outstanding papers was by W. Osler Abbott and T. Grier Miller, who discussed their method of intestinal intubation and its diagnostic and therapeutic value in the study of intestinal obstruction.

THE FIFTY-SIXTH ANNUAL MEETING

The fifty-sixth annual meeting was held October 9-11, 1939 at Saranac Lake, New York, under the presidency of Alvah H. Gordon.¹¹ Notable on the program was a paper on circulatory failure in bilateral pneumothorax with high intrapleural carbon dioxide by Dickinson W. Richards, Jr., André Cournand, and Robert L. Yeager. The Gordon Wilson Lecture was delivered by George R. Minot, his subject being the anemias of nutritional deficiency.

There were 77 members present at the Saranac meeting. The scene of the meeting was at the Trudeau Sanitarium, where the new recreation building, with its attractive simplicity and its stage, was ideal. The elder statesmen of tuberculosis research were present and Francis B. Trudeau gave a short talk on the history and the work of Trudeau Sanitarium. Later the group inspected the monument to Edward Livingston Trudeau, noting the inscription on the back of it: "Guérir Quelquefois—Soulager Souvent—Consoler Toujours" (Fig. 20). Fred Heise chaired a symposium of five papers describing the current work at Saranac. In the evening the group motored with the ladies 15 miles to Lake Placid, where at the famous club they dined.

After the Tuesday morning papers, a group photograph was taken (Fig.



FIG. 20. Francis B. Trudeau standing beside the monument to his father, Edward Livingston Trudeau

21). Lunch was at Ray Brook as guests of the Ray Brook Sanatorium, with Harry A. Bray as host. The afternoon was overcast and rainy, but many took the trip up the Whiteface Mountain Highway, six miles of which was built as part of a W.P.A. project.

Dr. Gordon presided at the dinner and noted: "A clinician is a doctor who has acquired wisdom in the evaporation of his learning." After speeches by Price, Thomas and Bordley and then from an honorary member—Edward W. Archibald of Montreal—an expert in thoracoplasty, the group retired to the "lower regions." There, Hugh Kinghorn sang *Alouette* and the "Prickly Heat Quartette" gave a brilliant performance.

THE FIFTY-SEVENTH ANNUAL MEETING


The fifty-seventh annual meeting was held at the Greenbrier under the presidency of Dr. William B. Porter¹² of Richmond, Virginia, from October 28 to 30, 1940.

The Council addressed the problem of new candidates for membership. It was felt that younger men were more desirable than older men; the younger men are more productive and so would contribute much to the Society, and they in turn would learn and profit greatly by their membership. The older men might have a greater influence on the Society for a short time and in certain instances these older men would attract the younger, but one should be quite sure that any older man elected would be good enough to attract the younger men who would come later. There was no rule against the election of a surgeon, a pediatrician, or a roentgenologist, and in many ways it might be quite a good idea to have members of these other specialties included in the membership. Doubtful points concerning operations, children or x-ray abnormalities might be passed upon by the expert on the spot. There was much to be said in favor of electing specialists.

On the other hand, the policy thus far had been to choose internists almost exclusively and it was agreed that the list was satisfactory and that the meetings successful without specialists. The gist of the discussion was that if a man interested in a specialty other than internal medicine was chosen, one should make sure that his training and his point of view were broad enough to allow him to understand and appreciate all the problems of internal medicine.

One of the honorary members who died during the year was Sir Wilfred Thomason Grenfell,¹³ born in England in 1865. After graduation from the London Hospital, he carried a Bible in his shiny new medical kit. For the next five years he lived and worked among the fishermen of the North Sea, cruising with them from the Bay of Biscay to Iceland, establishing homes for them and providing missionary and medical services at sea.

Thus, it was not mere chance that placed him on board the 90-ton trawler *Albert*, which put out for Labrador in 1892. The young doctor,



only 27 years old at that time, had found his calling, and the chance to help others by this trip was appealing indeed.

Fifty years passed and during all that time, until the day of his death, Sir Wilfred labored to realize his opportunity. First with the help of a few friends, later with the help of men and women of good will everywhere, he built hospitals, schools, churches, orphanages, and stores in Labrador. He brought healing and light to an almost forgotten people. By Christian kindness, unceasing devotion and skillful organization, he helped build an empire. As the editor of the *Boston Evening Transcript* wrote: "By becoming a grizzled Labrador fisherman, striving humbly, he made himself figuratively and literally a plumed Knight."

The Gordon Wilson Lecture was given by Rollin T. Woodyatt on the "Theory of Diabetes"—an area of research in which he had made many notable contributions in the pre-insulin era. "Splenectomy in Hemolytic Jaundice" was the topic addressed by Russell L. Haden, and Chester S. Keefer, Lowell A. Rantz and Charles H. Rammelkamp talked on the subject of "Hemolytic Streptococcal Pneumonia and Empyema." Russell L. Cecil discussed "Gold Therapy in Rheumatoid Arthritis," a form of treatment then only recently introduced.

THE FIFTY-EIGHTH ANNUAL MEETING

The fifty-eighth annual meeting was held at Skytop Lodge in northern Pennsylvania from October 16 to 18, 1941, with James J. Waring¹⁴ as president. Although the Lodge is off the beaten track, there were 108 members and 36 wives present. When James J. Waring went to Colorado in 1908 because of tuberculosis, his Aunt Minnie Waring tried to find a

FIG. 21. Members of the American Clinical and Climatological Association, Saranac Lake, N.Y. October 9, 1939 (Courtesy, The National Library of Medicine). 1- Alpheus S. Jennings, 2- William B. Porter, 3- John N. Hayes, 4- Richard A. Kern, 5- Chester M. Jones, 6- A. Carlton Ernstene, 7- Francis M. Rackemann, 8- James Bordley III, 9- Wyndham B. Blanton, 10- Hugh A. Farris, 11- Francis C. Wood, 12- John B. Youmans, 13- Charles R. Austrian, 14- Lorne C. Montgomery, 15- Nathaniel K. Wood, 16- Francis B. Trudeau, 17- Jabez H. Elliott, 18- Hugh M. Kinghorn, 19- George R. Minot, 20- Alvah H. Gordon, 21- Edward R. Baldwin, 25- Thomas Darlington, 26- L. Whittington Gorham, 27- John Minor, 28- Ernest B. Bradley, 30- Laurence K. Lunt, 31- J. Woods Price, 32- David T. Smith, 33- Charles C. Wolferth, 35- James D. Trask, 37- Rudolph H. Kampmeier, 38- Richard P. Stetson, 39- Walter S. McClellan, 40- Charles W. Wainwright, 41- Chester S. Keefer, 43- J. Burns Amberson, Jr., 44- W. Osler Abbott, 45- Charles H. Cocke, 46- John Walker Moore, 47- Howard B. Sprague, 48- Henry B. Mulholland, 49- Paul D. White, 50- Thomas T. Mackie, 51- James M. Faulkner, 52- Joseph Earle Moore, 53- Henry M. Thomas, Jr., 56- James J. Waring, 60- John B. Barnwell, 61- Grant Thorburn, 62- George H. Lathrope, 64- F. Janney Smith, 65- T. Grier Miller, 66- Staige D. Blackford, 67- Marshall N. Fulton, 68- Donald S. King, 70- William D. Stroud, 71- John R. Paul, 72- Edward N. Packard, 73- James P. Baker, Jr.

place for him to stay. The Antlers Hotel in Colorado Springs finally agreed to accept him if he would promise to use the freight elevator.¹⁵ Waring recovered his health and became professor of medicine at the University of Colorado and a national figure in internal medicine.

On Friday evening the members and wives had cocktails together before their separate dinners. The dinner was noisy at first so that the Secretary had difficulty in making an announcement. In the middle of this effort, the new Secretary developed a violent and quite unsympathetic attack of hay fever. When order was restored a very special ceremony took place. Dr. Jabez H. Elliott had had a gavel and base made for the Climatological and he presented it in a very gracious speech. On the base is inscribed:

“This gavel and base are made of wood from the house in which Sir William Osler was born, Bond Head, Canada west, July 12, 1849.” And on the gavel:

“Presented to the American Clinical and Climatological Association by Jabez H. Elliott, 1941.”

The President’s Address was on “The Anatomy of Angling,” on the importance of getting away once in a while to appreciate the beauties of nature and enjoy the rest that only natural surroundings can provide. The Gordon Wilson Lecture was presented by Alfred Blalock, who spoke on “Shock or Peripheral Circulatory Failure.”

At this meeting James Bordley III was installed as the fifth Secretary of the Climatological. Rackemann’s last minutes ended as follows: “The old secretary retires with mixed feelings. He has enjoyed his work immensely. He has made mistakes, but he has seen many changes. The Climatological is a real group of friends and its members are active in every sense. He hates to lose his contact with so many gentlemen who are scholars and with scholars who are gentlemen.

“On the other hand, he knows that new blood is brighter and more active than old. He congratulates the new secretary with all his heart. He knows well what work is to be done, but he knows also that with it will come new opportunities and new contacts which will be invaluable. He hopes and expects that the officers and members will be kindly and considerate toward Jim Bordley as they have been toward himself.”

On December 5, 1941 a postscript was added by ex-president James J. Waring, which read as follows:

This is Frank’s last report, as secretary. The friendly nature of these reports, as well as their factual content, have made them most welcome. We hope for their continuation under the new regime.

At the close of our business meeting Maurice Pincoffs rose in his place to move a vote of thanks to our retiring secretary. I am sure that Frank was touched by the tribute of a rising vote of thanks and the spontaneous burst of applause which followed. In acknowledging it, he showed what all of us have long known, that his heart was in his job.

A little boy put an ostrich egg in the hen house where his bantam chickens nested and above the egg a sign read: "Keep your eyes on this, banties, and do your damndest."
Verbum sap! Bordley!!

THE WAR YEARS

During the four years of World War II, from April 1942 to 1946, James Bordley III returned the duties of secretary to Francis Rackemann. Rackemann composed a report on the wartime activities of the members of the Association, distributed announcements regarding the deferments of the annual meetings, corresponded with the officers and councilors, kept the role of the Association up to date, and did many other things to stimulate interest in the Climatological and to keep its members informed. No formal meetings of the Association were held in the years 1942, 1943, 1944, and 1945. On May 28, 1946 a special meeting of the Council was held in the Marlborough-Blenheim hotel in Atlantic City. It was attended by Drs. Rackemann, Bordley, Dochez, Gordon, Porter, Miller, Waring, and Mackenzie. In the absence of Dr. Burwell, who was then on a special mission in China, Dr. Rackemann presided.

THE FIFTY-NINTH ANNUAL MEETING

It was decided to hold the fifty-ninth annual meeting at the Hotel Hershey in Hershey, Pennsylvania, October 21-23, 1946, under the presidency of Dr. C. Sidney Burwell.¹⁶ The president had arranged a program which called for presentation of scientific papers during the morning hours only. This was the first time the afternoons were left entirely free for other activities.

Louis Hamman died in 1946, and a memorial to him appeared in the *Transactions* of that year's meeting. Louis Hamman was a warm, intelligent, and able clinician. His greatness lay in his uncanny ability to gather clinical facts, organize them effectively, arrive at the correct diagnosis, and thus have the best basis for the management of the patient's problem. The best of his work emphasized prognosis based on correct diagnosis, which he summed up in a 1938 paper in the *New England Journal of Medicine* on "The Diagnosis of the Causes of Heart Failure": "The aim of medical practice is the prevention and cure of disease. Its highest accomplishment is prognosis; its foundation is diagnosis. The function of diagnosis is to direct and guide treatment."

Hamman was born in Baltimore, Maryland, in 1877. He received his M.D. degree from Johns Hopkins in 1901, after which he joined the resident staff of New York Hospital. He returned to Baltimore in 1903 as head of the new Phipps Tuberculosis Clinic, the first special clinic established at the Johns Hopkins Hospital. With Samuel Wolman, Hamman undertook a series of investigations on the use of tuberculin in

the diagnosis and treatment of tuberculosis. This pioneer work on the clinical use of tuberculin was ultimately published in a book entitled *Tuberculin in Diagnosis and Treatment* (Appleton, 1912).

Hamman saw a report in 1913 on the hyperglycemia following a normal individual's ingestion of starchy foods which suggested to him that with "the use of a similar method to study carbohydrate tolerance, perhaps the character of the curve might be altered in different diseases and the tests therefore yield important data." The principle of the glucose tolerance test was clearly delineated by Hamman in 1916 and he described the blood sugar response to a second dose of orally administered glucose several years before Staub and Traugott, who are generally credited with this observation. The present-day concept of the glucose tolerance test is credited to work by Janney and Isaacson first reported in 1917 and published in April 1918, a year after Hamman's paper appeared.

Hamman made many important clinical descriptions of disease. He reported the first case of extracardiac endarteritis due to infection of an arteriovenous aneurysm. Hamman's diagnosis on the basis of the presence of positive blood cultures without a cardiac murmur led to the removal of the AV aneurysm and cure of the patient's bacteremia. He also described Hamman's disease—spontaneous mediastinal emphysema—and the famous clinical entity known as the Hamman-Rich syndrome.

For a year during World War I Hamman was acting head of the department of medicine at Johns Hopkins. He was truly the clinician's clinician. He died in 1946 of coronary thrombosis.¹⁷

The Gordon Wilson Lecture was delivered by Dr. René Dubos on a subject particularly interesting to the older members of the Climatological. It was entitled "The Experimental Analysis of Tuberculous Infections." John B. Youmans described his outstanding work in the assessment of nutrition. Chester M. Jones discussed the diagnostic and therapeutic value of liver biopsies, and Julian M. Ruffin reported his experiences on the role of vagotomy in the treatment of peptic ulcer. Among the papers dealing with war experience was one by Maurice Pincoffs on health problems in Manila; and another by James Bordley III on observations of an epidemic of primary atypical pneumonia in the United States Army in Australia. The after-dinner talks were given by General Hugh J. Morgan and Colonel Henry M. Thomas, Jr., who related their experiences in the Medical Corps during World War II.

THE SIXTIETH ANNUAL MEETING

The sixtieth annual meeting was held in Colorado Springs from October 13 to 15, 1947, under the presidency of T. Grier Miller¹⁸ of Philadelphia. Many of the members and their wives made the round trip

from the East on two special Pullman cars, thanks to arrangements made by the president. On the first night out of New York, while the Pullmans were attached to the Broadway Limited, an axle of one of the cars broke and the undercarriage caught on fire. The train was brought to an abrupt stop and the occupants of the damaged car had to leave their berths. They assembled in the diner, where they foraged for food and drink while a new car was being brought from Pittsburgh. In spite of this mishap, the trip on these special cars was one of the most pleasant features of the meeting and prolonged the time from the usual three days to seven (Fig. 22).

In his Presidential Address, President Miller gave an interesting account of some of the highlights of previous meetings (See p. 115). Cecil J. Watson gave a very scholarly Gordon Wilson Lecture entitled "Some Aspects of the Porphyrin Problem in Relation to Clinical Medicine."

Monday was a beautiful day and in the afternoon some of the members played golf, while others took motor trips to the mountains in private




FIG. 22. On the trip to Colorado Springs, October 1947. 1- Walter Burrage, 2- Henry Dunham Hunt, 3- Nathaniel Wood, 5- Joseph Pratt, 9- Russell Cecil

cars driven by the Colorado members and their wives. At least two cars made an attempt to get to the summit of Pike's Peak but found the road blocked by snow at 12,000 feet. During dinner, the group was entertained by the Koshare Indian Dancers. The dancers were members of Boy Scout Troop 230 of La Junta, Colorado. On Tuesday afternoon Dr. and Mrs. Miller were hosts at a cocktail party held in the Cheyenne Mountain Country Club, which Gerald Webb informed the group was the second oldest country club in the United States, antedated only by the Brookline Country Club. Following the banquet, Chester Jones gave an account of his recent trip to Austria and Southern France, which was illustrated by colored lantern slides.

A memorial was read for Edward R. Baldwin¹⁹ of the Medical Group at Saranac Lake, upon whom the mantle of Dr. Trudeau fell in 1915. Baldwin graduated from Yale Medical School in 1890 and was in general practice in Cromwell, Connecticut when he developed tuberculosis and went to Saranac Lake. When he told Dr. Trudeau that he had diagnosed his own case by the finding of tubercle bacilli, a sympathetic chord was struck, starting a friendship that deepened during the years that these two great figures of the anti-tuberculosis movement worked together.

Trudeau, self-taught in the comparatively new science of bacteriology, said that up to that time he had nobody with whom he could discuss his work and that neither he nor Baldwin knew very much about what they wanted to do. What they accomplished in the field of tuberculosis, far from any medical center and both with impaired health, is now a matter of medical record.

Baldwin was appointed assistant and later director of the new Saranac Laboratory after fire demolished the original one. He was also elected to the chairmanship of the Executive Committee of the Trudeau Sanatorium after the death of Dr. Trudeau. In 1916, he inaugurated the Trudeau School of Tuberculosis, which attracted students interested in the fight against tuberculosis from nearly every state in our nation and from many foreign lands. In the same year, in collaboration with Dr. Walter B. James of New York City, he established the Edward Livingston Trudeau Foundation, an endowment for research in tuberculosis, and as director was largely responsible for the excellent work accomplished.

His work attracted international attention and in 1910 he was elected president of the Climatological. Baldwin was one of the founders of the National Tuberculosis Association and was later its president. He was awarded the Master of Arts degree by Yale in 1914, the Trudeau Medal in 1927, the Kober Medal of the Association of American Physicians in 1936, and the degree of Doctor of Science by Dartmouth in 1937.

The excellent scientific program was highlighted by the following presentations: "Brucellosis: Specific Therapy in Patients Having Bacteremia," by Wesley Spink and his collaborators; "Some Clinical and

Pathological Features Observed in Sarcoidosis," by A. Murray Fisher; "The Treatment of Thyrotoxicosis with Goitrogenic Compounds," by Edward Rose; "The Role of Potassium in Severe Diabetic Acidosis," by William M. Nicholson; and "A Clinical and Electrocardiographic Study of Paroxysmal Ventricular Tachycardia and its Management," by George R. Herrmann.

THE SIXTY-FIRST ANNUAL MEETING

The sixty-first annual meeting took place in Hot Springs, Virginia from November 8 to 10, 1948, with Francis M. Rackemann in the chair. The total attendance at this meeting (187, including wives) was a record. The formal social functions began on Monday evening with the president's cocktail party, followed by a dinner to which wives and other guests were invited. After dinner Dr. Rackemann showed lantern slides of photographs that had been taken at past meetings of the Climatological. Dr. Pratt and other emeritus members were drawn into the discussion to identify former members. After the members' dinner on Tuesday evening, Dr. Rackemann called on various emeritus members to give brief talks. Woods Price gave an amusing account of past events aided by the entries in a fictitious memory book. In addition to the more formal talks, stories were told by a number of the members. Dr. Nat Wood acted out an amazingly vigorous story in dialect. Dr. Walter Martin seemed to have an inexhaustible supply of highly amusing stories about the Old South. At the conclusion of the banquet, the members joined their wives for dancing in the ballroom.

Memorials were read for two very distinguished members of the Association at this meeting. James Alexander Miller²⁰ was president of the Association in 1914. His medical degree was awarded by the College of Physicians and Surgeons in 1899. He spent the early summers of his medical career in association with Dr. Trudeau, which gave him a lasting inspiration in the fight against tuberculosis. He helped organize the New York Tuberculosis and Health Association and the National Tuberculosis Association, serving as president of the former from 1920 to 1929, and of the latter in 1921 and 1922. He also served as visiting physician in charge of the tuberculosis service and professor of clinical medicine at Columbia-Presbyterian Medical Center. In addition, he was president of the American College of Physicians (1935-36) and of the New York Academy of Medicine (1937-38). He received the Trudeau Medal of the National Tuberculosis Association in 1944, and was elected Chevalier of the French Legion of Honor in 1918 following his service in the American Red Cross. He held honorary degrees from Princeton, Columbia, and New York universities.

Gerald Webb²¹ died suddenly on January 27, 1948. Born in Cheltenham

ham, England, he studied medicine at Guy's Hospital, London for three years, then came to the United States in 1893, where he received his M.D. from the University of Denver in 1896. After postgraduate work in Vienna, he worked in the laboratory of Sir Almroth Wright of London (an honorary member of the Climatological), where he became interested in opsonins and vaccines. Returning to Colorado Springs, he established a private research laboratory there. He believed that a real immunity to tuberculosis could be produced only by the inoculation of virulent, live tubercle bacilli, and only a long series of experiments on guinea pigs, calves and monkeys, and finally a few children convinced him that even the use of tiny, counted, slowly increasing numbers of virulent bacilli was dangerous and not feasible for the prevention of the disease. At the Colorado Foundation for Research in Tuberculosis, which he established in 1924, he initiated and—with Dr. Charles Boissevain—supervised an extensive study on the vaccination of monkeys with BCG. In 1914 he introduced pneumothorax treatment to the West, and showed by ingenious gas analyses that air could well replace the nitrogen previously used in this procedure. He was president of the Climatological, the National Tuberculosis Association, and the Association of American Physicians.

In his Presidential Address, Rackemann discussed human relations in general, and the doctor-patient relationship in particular. He pointed out that advantages and opportunities beget obligations and responsibilities. "The Climatological is good now; it must stay good always. Take in men who are working in different fields, and who are successful, but study the character of the candidate carefully so as to keep standards high."

The Gordon Wilson Lecture was delivered by Hans Selye on the "General-Adaptation Syndrome." A number of new members who were active clinical investigators presented papers, including: "Pernicious Anemia and Related Anemias Treated with Vitamin B₁₂," by Edgar Jones and W.J. Darby; "Some Preliminary Observations on the Neuromuscular and Ganglionic Blocking Action in Man of Bis-trimethyl-ammonium Decane and Pentane Diiodide," by A. McGehee Harvey and David Grob; "Potassium as a Therapeutic Agent," by John E. Howard and Richard A. Carey; "Recent Studies on Capillary Permeability," by Eugene M. Landis; "Studies on Pituitary Adrenal Relationships," by George W. Thorn; and "The Mechanism of the Postgastrectomy 'Dumping' Syndrome," by Thomas E. Machella.

THE SIXTY-SECOND ANNUAL MEETING

The sixty-second annual meeting was held at the Greenbrier Hotel, October 27-29, 1949, under the presidency of Maurice C. Pincoffs.²² Guests at the meeting were Professor and Mrs. John McNee of Glasgow,

Scotland, and Mr. and Mrs. Blanchard Randall of Baltimore. Mrs. Randall was an authority on the old homes and gardens of Virginia and after the first night's dinner, she gave an illustrated lecture that included many lovely pictures of the old places. Dr. Joseph E. Smadel, who delivered an interesting Gordon Wilson Lecture on "The Changing Status of the Rickettsioses," also spoke at the members' dinner on the political and social conditions in Malaya. Jim Baker, medical director at the Greenbrier, showed the group through his new, beautifully equipped, and very well-organized medical clinic.

Pincoffs, in his Presidential Address, bemoaned the fact that the medical schools in recent years had directed their resources mainly to research and specialization, to the neglect of producing general practitioners. He argued that the medical schools in recent years isolated themselves too completely from the medical problems of their communities and the nation. He felt that if the faculties of our schools accepted and acted upon the principle that the objective of postgraduate training in their hospitals and clinics was not solely to reproduce their likes but also to train men for the specific demands of general practice, a first vital step would be taken to regain a more normal balance between the different parts of our medical organization. Not only would some of the damage done to the prestige of general practice be repaired, but such specially trained men would in time enlarge again the proper field of general practice to the great benefit of both economy and efficiency in medical care. It is regrettable that those in high academic places did not heed this early warning of what was ultimately to be a critical national problem in medical care.

Among many excellent scientific papers, the following were outstanding: "Clinical Application of the Artificial Kidney," by George W. Thorn and John P. Merrill; "The Clinician and the Chemistry of Serum Proteins," by Roy H. Turner; "Studies on the Relationship of Treponemal Antibody to Probable Biologic False Positive Serologic Test for Syphilis," by Charles F. Mohr, Joseph Earle Moore, and Robert A. Nelson; "Chronic Pulmonary Granulomatosis of Beryllium Workers," by George W. Wright; "Observations on the Effect of Adrenocorticotrophic Hormone (ACTH) on Disseminated Lupus Erythematosus, Drug Hypersensitivity Reactions, and Chronic Bronchial Asthma," by A. McGehee Harvey, John E. Howard and Walter L. Winkenwerder; and "Whipple's Disease: Its Relationship to the Rheumatic State," by Rudolph H. Kampmeier.

Lewis J. Moorman of Oklahoma City gave a very interesting and valuable discussion of "Early Medicine at the White Sulphur Springs."

THE SIXTY-THIRD ANNUAL MEETING

The sixty-third annual meeting was held at the Red Lion Inn in Stockbridge, Massachusetts, from October 16 to 18, 1950 under the

leadership of John T. King,²³ (Fig. 23) of Baltimore. The sun shone brilliantly and many members devoted their afternoons to golf and tennis, but others made use of the excellent map and directions provided by Dr. Terhune to visit the points of historic interest in the Stockbridge area. The total attendance broke all past records, with 208 present, including wives and guests of members. On Sunday afternoon, Dr. and Mrs. Terhune gave a cocktail party in the Red Lion Inn for the early arrivals, and Dr. Longcope invited a number of his former associates to his nearby home in Lee for cocktails on Tuesday afternoon. At the annual banquet, Dr. Howard Rusk, who was chairman of the Health Resources Advisory Committee of the National Security Resources Board, gave an excellent informal talk on the procurement of medical personnel for the military forces with particular reference to the doctor's draft. Several of the past



FIG. 23. John T. King, (Courtesy of Dr. Theodore Woodward)

presidents made a few remarks, after which lighter forms of entertainment were provided by a group of Boston members who had been given their assignments by Dr. Fremont-Smith, the chairman of the Entertainment Committee.

Marshall Fulton was elected to succeed James Bordley III as secretary-treasurer. Upon motion of Dr. F.D. Adams, duly seconded and approved, the president was requested to instruct the secretary to write a letter to himself expressing the appreciation of the Association for his many years of service. Pursuant to this resolution, the secretary reported the following official correspondence:

Dear Mr. Secretary:

With a feeling of schizophrenic frustration it is my sad but pleasant duty to inform you that the Climatological has seen fit to replace you as secretary-treasurer and has voted that you turn over the paraphernalia of your office to one Marshall Fulton. You have had your fun and troubles, and it is high time that you should give another member a chance.

At the business meeting held on October 18, 1950, Denny Adams proposed a resolution (and I quote from the official stenographic transcript) "that the President instruct the Secretary to write himself a letter expressing the appreciation of this group for his many years of very fine service." This proposal was greeted with (again I quote the official transcript) "applause" which the President saw fit to interpret as approval of the resolution "by acclamation. . ."

In answer to the foregoing letter, the following reply was received:

Dear Mr. Former Secretary:

I wish to acknowledge your letter of recent date informing me of the action taken at the "business" meeting of the Climatological.

I do, indeed, accept with great satisfaction, the expression of appreciation transmitted rather grudgingly in your note. You no doubt view my performance as Secretary with some misgivings and in that I would concur. Nevertheless, I take great pride in having held office in what I consider to be the finest association of clinicians in the country. In the course of my tour of duty I have established many valued friendships and I turn my affairs over to the worthy hands of Marshall Fulton with the realization that I have gained far more than I have given.

Would you please transmit to the members of the Climatological and especially to the Presidents under whom I have served, my sincere thanks for their cooperation and enthusiastic support. . .

Respectfully,
James Bordley III,
The Former Secretary

Thus the formalities of changing the secretaryship of the Association were carried forth in good humor, and another outstanding individual, whose service to the Climatological cannot be overestimated, was installed—Marshall Nairne Fulton.

King delivered the Presidential Address in which he presented a belated appreciation of James Hope, the great English cardiologist. Then William B. Terhune, medical director of the Silver Hill Foundation, New Canaan,

Connecticut, and associate clinical professor of psychiatry at Yale presented a fascinating talk on "Medicine in an Intellectual Climate"—a most interesting discussion of the medical history of the Berkshires, which proved to be similar to that of most frontiers.

A memorial was presented for one of the Climatological's most distinguished members—George Richards Minot,²⁴ who died on February 25, 1950. George Minot graduated from Harvard College in 1908 and received his M.D. from the Harvard Medical School in 1912. He was house medical pupil at the Massachusetts General Hospital and then spent a year with Dr. W.S. Thayer and one with Dr. William H. Howell at Johns Hopkins, where he first developed his interest in diseases of the blood. When he returned to Boston in 1915, Dr. Edsall gave him a laboratory at the MGH and his interest turned to transfusions, splenectomy for pernicious anemia, and the hemorrhagic diseases. Attempts to determine if some sort of dietary deficiency could be found in pernicious anemia began at about that time. In 1921, he developed diabetes and with the expert management of Elliott Joslin, he survived, to find great relief in the arrival of insulin in 1923. In 1928, Dr. Francis W. Peabody, the beloved chief of the new Thorndike Memorial Laboratory died and George Minot succeeded him. His interest spread to the effect of iron in hypochromic anemia and to the reasons for the iron deficiency. Other deficiencies of intake were studied, namely, pellagra and beri-beri.

The first paper on the liver diet appeared in the *Journal of the American Medical Association* on August 14, 1926. Pasteur had written: "... le hazard ne favorise que les esprits préparés." George Minot had been thinking and reading about diet. He was impressed with the observations of Dr. George H. Whipple on hemoglobin regeneration in anemic dogs following the feeding of liver. He was fortunate in having an enthusiastic patient who liked to eat liver; and he had a hard-working, devoted assistant, Dr. William P. Murphy, who measured the red cells and the reticulocytes to prove the direct effect of the special diet. Thanks to George Minot's prepared mind, the significance of the experiment was appreciated.

In the next few years a potent fraction of liver was made by Dr. Edwin J. Cohn at the Harvard Medical School. More important, Dr. William B. Castle (an honorary member of the Climatological) discovered the "intrinsic factor" of the normal stomach essential to the process of blood formation. In 1934, Minot received the Nobel Prize in Medicine and Physiology. The accounts of the Minot pilgrimage to Stockholm with Mrs. Minot and daughters Marian and Elizabeth, and with Dr. and Mrs. Richard P. Stetson as "Private Physician and Secretary," to receive the prize at a colorful ceremony make a thrilling story. To consider that a new major contribution to the health of all mankind had been made by

a man whose life had been saved by a previous contribution made in the "nick of time" was dramatic indeed. As president of the Climatological in 1933, his address ended with this sentence: "To teach the art of courageous living is often the chief prescription for the patient with chronic arthritis." If ever a man practiced the art of courageous living, it was George Richards Minot.

The meetings had their lighter side also. James Faulkner and Walter Burrage, whose nominee for membership, James A. Halsted, had been elected, decided to send him a telegram of congratulations. When it arrived, having been garbled by Western Union, it read as follows: "Your clinical climb illogical."

There were many worthy scientific presentations, some of the particularly outstanding ones being: "Relation of Control of Diabetes to Vascular Degeneration," by Howard F. Root and Alexander Marble; "The Effect of Cortisone on the Clinical Course of Chronic Regional Enteritis and Chronic Idiopathic Ulcerative Colitis," by Thomas E. Machella; "Reversible Uremia with Hypercalcemia," by F. Dennette Adams and George W. Thorn; "Chronic Disease in an Aging Population," by Howard A. Rusk; "Cat Scratch Fever," by Chester Keefer; and "Observations on Subtotal Adrenalectomy in Hypertension," by F.D.W. Lukens, C.C. Wolferth, William A. Jeffers and Joseph H. Hafkenschiel.

THE SIXTY-FOURTH ANNUAL MEETING

The sixty-fourth annual meeting was held November 5-7, 1951 at the Skytop Lodge, Skytop, Pennsylvania, under the presidency of John Minor.²⁵ On Monday evening, members and wives had cocktails and dinner together followed by dancing. A near-crisis provoked by Pennsylvania election-day restrictions was averted on the second evening through the invaluable help of Dr. F.T. Billings, Jr. Dr. Billings, with able assistance and adequate coaching, was able to provide from State Stores that which was needed in preparation for the Association banquet. The banquet will be long remembered for four highlights. The first was the attendance of the ladies at the after-dinner entertainment. The second was the rendition of *Alouette* performed in the bass by H.M. Thomas, Jr., and in the treble by Dr. André Cournand. The third was the presidential address by Dr. Minor—a delightful tribute to this father, Dr. Charles L. Minor, who was president of the Association in 1913. The fourth was a memorable discourse on "Fox Hunting in the Modern Age" by Dr. Yale Kneeland, Jr. Those who have heard Robert Benchley can imagine how entertaining this was when told in the best Benchley tradition.

Cyrus C. Sturgis presented a memorial on the death of Henry Asbury

Christian,²⁶ who was an honorary member; C. Sidney Burwell one on James Edgar Paullin,²⁷ who had been president of the Climatological in 1921; and Rudolph H. Kampmeier one on Edgar Jones²⁸ of Nashville, who had been a member only since 1947.

The Gordon Wilson Lecture was given by André Cournand on "Clinical and Physio-pathologic Considerations in Certain Types of Pulmonary Granulomata and Fibroses."

The scientific program was up to the now-expected standards of the Climatological, with excellent discussions by F.D.W. Lukens on "Studies on the Metabolism of Alloxan"; by Warde B. Allan on "The Benefit of Respiratory Exercises in the Emphysematous Patient"; by S. Howard Armstrong, Jr. on "Private Patients in Medical Teaching"; by Cyrus C. Sturgis and Frank H. Bethell on "The Use of ACTH and Cortisone in the Treatment of Hematological Disorders"; by C. Sidney Burwell on "Respiration and Circulation in Pregnancy"; by John Eager Howard and Thomas B. Connor on "Studies on Calcium Transport and the Mechanisms of Calcium Homeostasis"; and by Carl Muschenheim and Walsh McDermott on "The Therapy of Miliary and Meningeal Tuberculosis."

THE SIXTY-FIFTH ANNUAL MEETING

The sixty-fifth annual meeting was held at the Mark Twain Hotel in Elmira, New York from October 16 to 18, 1952, with Chester M. Jones²⁹ in the chair. The question had been whether to meet in Corning, New York where hotel accommodations were too scanty, or in Elmira, which was selected.³⁰ Fair autumn weather prevailed and there were 86 active members in attendance, 9 emeritus members and 73 wives. The highlight of the meeting was the Gordon Wilson Lecture given by Dr. Joseph Stokes, Jr., who presented a comprehensive view of his work and that of his associates in the field of viral hepatitis. On Thursday afternoon, the membership visited as guests the Corning Glass Company and the by-then famous Corning Glass Center where they saw Steuben glass in the making and finishing. The social activities on Friday afternoon were unique. Through the resourcefulness of President Jones and the gracious interest of W.C. Emerson, manager of the Mark Twain Hotel and the Elmira Chamber of Commerce, a glider demonstration was organized at Harris Hill in suburban Elmira, one of the important gliding centers of the world. The event was preceded by a box lunch, picnic style, at the field club house where members were briefed in the science and art of gliding and invited to volunteer for a ride. No one contested the place in the plane requested by the president and everyone sighed with relief when he and the others were once more safely on the ground. On Friday evening the members and the wives dined separately, the latter joining the former after dinner for a delightful evening of member-provided

entertainment. Coke Andrus gave a charming rendition of ballads, catches, and laments done with just the right inflection, burr and brogue. Between his two groups of songs, Charles S. Davidson gave, with colored slides, an even more colored discourse of his recent travels to Japan. It was a red-letter evening giving testimony to the varied talents of the membership and their ability to amuse themselves and their colleagues. Some of the members and their wives made trips to the wine industries at Hammondsport or to Watkins Glen.

During this year, the Association lost one of its distinguished members with a close tie to William Osler—Charles Daniel Parfitt.³¹ Even in his boyhood, respiratory infections frequently interrupted his school work, and partly with the object of improving his health, he was sent to the famous Trinity College School at Port Hope, Ontario (the school that his later teacher and friend, William Osler, had also attended in his boyhood). He then entered Trinity Medical School in Toronto and served for two years as an intern at the Toronto General Hospital. This was followed by two years of study at St. Bartholomew's Hospital in London, where he made rounds frequently with Archibald Garrod, then the registrar, who later followed Osler as Regius Professor at Oxford. Later, while working with A.A. Kanthack, professor of pathology at Cambridge, he met William S. Thayer, then Osler's resident physician, who invited him to visit the medical clinic of the Johns Hopkins Hospital. During his visit late in 1897, he came under the spell and stimulus of Osler's "magnetic personality." There was no opening in Baltimore at the time, but a fortnight later Osler wrote him offering the opportunity to do research and clinical work in tuberculosis; this position was made possible by a special fund to which Osler was probably the chief contributor. Parfitt spent one and one-half years in Baltimore, where he followed Osler on ward rounds and twice served as a substitute on the resident staff. He admitted later that the clinical work appealed to him so strongly that it diverted him from his research.

A short while after leaving Baltimore in December 1899, he was stricken with tuberculous pleurisy; he had probably been infected while working in Baltimore, where a shockingly large number of students developed the disease, including John B. MacCallum and Lawrason Brown, both of whom were in the class of 1900. Parfitt continued to make his life's work in the field of tuberculosis, doing fairly well until 1906, when he had a severe breakdown. He went to Saranac to take the tuberculin treatment then held in high regard. Afterwards, he continued to work in sanitariums for the treatment of patients with tuberculosis. He was one of the first on this continent to employ artificial pneumothorax and to refer cases to the pioneer in thoracic surgery, Dr. Edward W. Archibald of Montreal, for thoracoplasty (see Fig. 15). As early as 1913 he stood almost alone in maintaining that prolonged bedrest yielded the

highest percentage of recoveries in pulmonary tuberculosis. Throughout his career, which lasted until his 79th year, Osler was his model. In spite of the whips and stings of outrageous fortune, Osler's influence, to use Parfitt's own words, "created opportunity, influenced ambition, provoked endeavor, spurred to achievement."

In his Presidential Address, Chester Jones pointed out that *clima* is derived from the Greek verb meaning "to slope" or "incline". The word was used by the Greeks to designate the supposed slope of the earth toward the pole, or to indicate the inclination of the earth's axis. It originally meant latitude, and seven latitudes or climates were recognized. A change in climate meant a change in latitude. Gradually it came to mean a change in atmospheric conditions, as well as a change in the length of the day. A recent dictionary definition of the word provides two meanings: 1) "the average condition of the weather at a given place over a period of years;" and 2) "the trend of fundamental concepts and attitudes pervading a community, nation or era; as a change in intellectual or moral climate."

Weather is defined as the state of air or atmosphere with respect to heat or cold, wetness or dryness, calm or storm, clearness or cloudiness—an episode or a single occurrence in the series of conditions that make up climate.

In the daily weather reports, one reads of cold fronts, warm fronts, stationary fronts, and occluded fronts. These are standard meteorological terms used to describe varying episodes in a given climatic zone. Further terms also deserve mention. Trade winds are dependable, predictable winds, blowing steadily in one direction. The temperate zones, lying between the tropics and the frigid zones, are also known as the variable zones. The doldrums abound in calms, squalls, and light baffling winds. Finally, we are all familiar with the term "wet blanket," which weather-wise refers to fog. Jones said:

You can see that I have been searching for the proper definition of climate and its variations. I believe that all these expressions may be applied to medicine, by merely using the second definition of climate—attitude or inclination. Medical progress clearly is influenced by changes in attitudes. It is quite certain that a stationary front existed for centuries. The term "stationary front" indicates an air mass boundary which shows little or no movement. The authority of Galen constituted a complete block to any change in medical thinking for almost 1500 years. Only an occasional "thermal" appeared for a brief moment to cause any disturbance in the otherwise constant, and in fact rather complacent, atmosphere. Linacre, Harvey, Glisson, Sydenham, Boerhaave, and Hunter represented scattered disturbances of great potential but in a sense corresponded to the significant and recurring phase in current British weather reports,—"scattered showers with *bright moments*." These giants in medicine were, indeed, "bright moments" but individually were incapable of moving the fixed or stationary front of hide-bound tradition. Not until the late 18th century and early 19th century did there come a real break in the weather. Then in France, Germany and England changes occurred and cracks appeared in the solid front of

dogmatism and authoritarianism; Johannes Müller, Henle, and Volkmann in Germany; Reid, Hall and Bowman in England; and especially Bichat and Laennec in France appeared on the horizon as threats to the static phase of medical thinking.

In clinical medicine, Pierre Charles Alexandre Louis broke through traditional methods. . . . and was eventually responsible for the creation of that distinguished school of French physicians whose minute and exact clinical observations laid the basis for much of our present knowledge. American medicine is particularly in his debt through the many students who worked with and were inspired by his warmth and by his encouragement. . . .

From the point of view of medical science, equally important climatic changes were occurring. . . . In 1841, the young physician Claude Bernard was appointed preparateur by Magendie, the then professor of medicine at the Collège de France. At that time, physiological thinking was sharply limited in scope and was overshadowed by studies in morphology. . . . Claude Bernard, however, had the genius to strike on a path by himself. To quote Michael Foster, writing in 1899: "While recognizing the value of experiment as the final test of all physiological views, he, on the one hand, deposed experiment from its false throne to make it the servant and not the master of reasoned speculation; and, on the other hand, extended its domains showing how, under proper use, it could be applied to all phenomena of life." Bernard's brilliant reasoning and careful experimental observations established modern physiology on a sound base. The cold front was broken and investigative medicine entered the latitudes of steady trade winds. . . . The original, but now obsolete, meaning of the word trade [was] that of a track or path. Thus the trade winds were those that consistently followed a given course or trade and so provided dependable and steady progress. . . . At this point scientific medicine had escaped from the doldrums and proceeded into the temperate zones.

Much to his surprise, Jones found that the temperate zones are also classified meteorologically as the variable zones, the implication being one of constantly shifting weather fronts between extremes of heat or cold. Such a climate, though at times exasperating, is undoubtedly, the healthiest for intellectual endeavor and for productive effort. It is not static, and breaks in the weather are of constant occurrence, with the frequent necessity of readjustment to altered conditions. The upheavals of two World Wars temporarily dislocated and finally challenged scientific thought in such a way as to open up new vistas of progress.

Jones continued:

The problem ahead may still involve the question of survival. Continued scientific progress must depend upon the maintenance of medical attitudes that encourage careful, orderly investigation of natural phenomena by fully trained men and women. Friendly but constructive criticism must be available, free of the undesirable pressure for priority or hurried publication. The members of this Association, because of their interests and their own varied experiences, will of necessity be among those who determine the optimum development of proper and equable medical attitudes. Possibly the most important single factor is the guidance and encouragement of younger men. As Osler so aptly put it, we must "walk with the boys." There are a few of us here today who did not start our medical careers in the friendly climate of an older, inspiring, wise physician.

Jones's own experience from 1920 on in his association with George

Richards Minot left no doubt in his mind of the influence of such a relationship on a younger man.

"Progress," Osler said, "is an outcome of a never ending struggle of the third and the fourth decades against the fifth, sixth and seventh. . . . Daily contact with the bright young minds of our associates and assistants is the only safeguard of the teacher."

. . . Medical and social trends are only too apparent as one scans the horizon. New scientific measures for diagnosis and treatment have accumulated at a pace previously undreamed of. Concomitantly the demand for better medical care is the concern of increasing masses of people. There is a tendency, only too apparent, toward the mechanization of practice to the exclusion of a sound doctor-patient relationship. This well may constitute an occluding front. . . . Francis Weld Peabody clearly recognized the dangers of such a climatic change.

Jones's analogy between climate and progress of medicine can be applied very effectively in relating the history of the Climatological.

The rapidly developing scientific climate in the programs of the Climatological was emphasized at this meeting. There was an excellent paper by Thomas Hale Ham, Charles P. Emerson and their collaborators—including William B. Castle—on "Studies in the Mechanism of Hemolysis in Congenital Hemolytic Jaundice." William N. Valentine, John S. Lawrence, William S. Beck, and James H. Folette discussed "The Metabolism of Normal and Leukemic Leukocytes," early work opening up a very important field of research not only for leukocytes but also for red cells. Cecil J. Watson and his collaborators presented a paper on "Experimental Porphyria with Special Reference to its Implications for the Human Disease." Climate still held a place in an excellent talk by John R. Paul on "Climate and Antibodies." His report was both clinical and climatological, being concerned with two varieties of climate—macro and micro. These terms are recognized only by epidemiologists. Macroclimate represents climate in the usually accepted sense; namely, cold or hot weather, dampness, fog, rain, and so forth. Microclimate, on the other hand, is the immediate environment within the patient's home or workshop. It includes good or bad housing, dampness within the home or working place, crowding, inadequate food, as well as all the circumstances of poverty (or affluence), which are usually reflected in housing or working situations. Both kinds of climate exert an effect on the prevalence of disease and concurrently on the development of antibodies to infectious agents. Both have their good and bad features, as Paul pointed out.

THE SIXTY-SIXTH ANNUAL MEETING

The sixty-sixth annual meeting was held at The Homestead, Hot Springs, Virginia, November 2-4, 1953, with Hugh J. Morgan³² in the chair. There were 106 active members present, 13 emeritus members and

97 wives. The Gordon Wilson Lecture was delivered by one of our own members, George W. Thorn, which covered the work of Dr. Thorn and his associates on the adrenocortical response to stress in man. His brilliant discourse was in the best tradition of the Gordon Wilson Lectures.

The weather for the entire meeting was made to order and was coupled with the warmth of hospitality that The Homestead always displays. The Virginia members of the Association were hosts at a delightful cocktail party on Sunday evening. Tennis, golf and horseback riding were favorite sports, as was walking along the various trails around the hotel. The Monday evening cocktail party was followed by dinner for members and wives with dancing. On Tuesday evening the members and wives dined separately but after dinner were reunited to hear a remarkable poetic achievement by William B. Bean. It dealt with the general subject of abdominal navel architecture; its title, "Omphalosophy," displaying again the unusual and hidden talents of our membership. The evening closed with more dancing for some, with singing for others; the latter featured spirituals done incomparably by Dr. and Mrs. Morgan.

Papers on tuberculosis still appeared on the program, including an experimental study by Hugh E. Burke on the pathogenesis of the disease. Roger S. Mitchell and Leonard J. Bristol analyzed 346 cases of intestinal tuberculosis. Dickinson W. Richards, Jr. talked about "The Teaching of Medicine" and W.B. Daniels and F.G. MacMurray presented an interesting paper on "Cat Scratch Disease." F.T. Billings, Jr. discussed "The Induction of Sarcoid-like Lesions by the Injection of Tuberculin." Joseph L. Lilienthal, Jr. discoursed on "The Unity of Pulmonary Circulation and Diffusion of Gases." There were two interesting papers on arteritis; one on the temporal form by Franklin K. Paddock, and one on the diffuse disease by Rudolph H. Kampmeier. Alexander J. Schaffer discussed "Hypertension Treated by Nephrectomy," reporting on four cases.

THE SIXTY-SEVENTH ANNUAL MEETING

The sixty-seventh annual meeting was held at the Lake Placid Club, October 14-16, 1954. The president was Robert L. Levy³³ (see Fig. 17). There was still a good deal of beautiful color on the hillsides and the sun shone during each of the three days of the meeting. Fortunately, the path of Hurricane Hazel across New York State was considerably west of Lake Placid and she rendered only a fringe visit, which came during the late evening hours of the second day. The Gordon Wilson Lecture was delivered by Dr. Allen O. Whipple of Princeton, New Jersey, on "The Circulation of the Spleen in the Living Animal and Its Relation to Certain of the Splenopathies in Man."

The evening before the meeting a cocktail party was held in the Norge

Room of the Club, under the leadership of Mrs. Francis B. Trudeau. On Thursday evening, the members and wives dined together in the main dining room and later danced in the Agra Auditorium. The next evening, following cocktails in the Norge Room, the members and wives dined separately but were reunited after dinner to hear a talk by Theodore L. Badger, with the benefit of colored slides and his own brand of highly infectious humor, about his trip *en famille* to Labrador, where he had served earlier as a Grenfell Mission associate. Dr. C. Sidney Burwell gave an enlightening account of certain historical aspects of circulatory diseases. A very effective solo was sung by Mrs. Roger Mitchell, and there followed a corporate rendition, for the first time in two years, of *Alouette*, incomparably mastered and led by Dr. Hugh M. Kinghorn. On Friday afternoon, everyone was invited to an open house at Trudeau Sanitarium and to tea. The pleasure of this visit was mingled with a feeling of great regret because of the announcement made just a few days before that the sanitarium was soon to be closed. The death was announced this year of two of the outstanding honorary members, Drs. Rollin Turner Woodyatt³⁴ and James Stevens Simmons.³⁵

William Richardson Houston³⁶ died at the age of 81 on August 31, 1953. Will Houston was born on August 28, 1872 in Hangchow, China, the son of missionary parents from Virginia. His early education was in mission schools in China, but he returned to this country to attend Hampden-Sydney College in Virginia, where he graduated with a Master's Degree in 1896. He taught school in Augusta and later entered the Medical College of the University of Georgia, from which he graduated with an M.D. in 1902. He did postgraduate work at the University of Berlin in 1902 and 1903 and returned to the medical faculty at Augusta in 1904, where he remained until 1935, with the exception of the years from 1922 to 1927; during that time, he was professor of medicine at Yale in China at Changsha, returning to Augusta at the beginning of the Chinese Civil War. He retired from academic medicine in 1935, and moved to Austin, Texas to be in a university atmosphere. In Texas, he built up the medical service at Brackenridge Hospital in Austin and became chief of staff.

Houston, along with James McLester and James Paullin, constituted the great triumvirate of Southern Physicians and Gentlemen. They were extremely active members with a record of regular attendance at the Climatological; they were also powers in the Southern Medical Association, and they organized the Southern Interurban Clinical Club. Houston was familiarly addressed as "The Sage of Changsha," "The Professor of Augusta," and "The Philosopher of Austin." He kept up a regular correspondence with John Dewey, the great philosopher, who held him in high esteem. In 1936 Houston wrote *The Art of Treatment*, published by

Macmillan, which was characterized as one of the most literate of medical books in print.

James Somerville McLester³⁷ was born in Tuscaloosa, Alabama, on January 25, 1877, and died in Birmingham, Alabama, on February 8, 1954. He received his B.A. from Alabama in 1896 and graduated from the Medical School of the University of Virginia in 1899. Postgraduate studies were at the Universities of Göttingen and Freiburg in Germany. He returned to Birmingham in 1902 to become professor of pathology at the Birmingham Medical College, where he later became professor of medicine, and began the practice of internal medicine. In 1907-08, he took further postgraduate work in biochemistry in Berlin and Munich and studied under Dr. Friedrich Mueller. After the closing of the Birmingham Medical College, he became associated with the School of Basic Sciences at the University of Alabama in Tuscaloosa and was appointed professor of medicine in 1919. He was instrumental in the organization of the four-year medical school of the University of Alabama, which opened in Birmingham in 1945.

In World War II McLester was chairman of the Subcommittee on Nutrition of the National Research Council. In 1933, he was appointed a member of the Committee on Foods, which was later renamed the Council on Foods and Nutrition, of the American Medical Association. In November 1953, he was awarded the Joseph Goldberger Award for outstanding contributions in the field of clinical nutrition; in receiving his award, he was cited for his important role in translating the results of nutritional research into human values and integrating nutrition into the teaching of all phases of medicine.

In his Presidential Address on "Idiopathic Cardiomegaly," Dr. Levy ended with a personal note:

It has been my good fortune to enjoy, since college days, the friendship of Francis Trudeau. The incident to which I refer occurred when we were first-year medical students at Johns Hopkins and concerns Francis's distinguished father, Dr. Edward L. Trudeau, whose fame and achievement have brought glory to his Adirondack region. Dr. Trudeau had been elected president of the Congress of American Physicians and Surgeons, an organization no longer in existence but then composed of the most prominent members of the profession. The meeting that year was to be held in Washington and, on the way down from Saranac, Dr. and Mrs. Trudeau planned to visit their son in Baltimore. Soon after their arrival Dr. Trudeau, who throughout his adult life was plagued by the bacillus, showed an elevation of temperature. In spite of feeling poorly, he insisted on going on to Washington and I was invited to accompany the family in the role of an aide. It was a proud moment for me who was just beginning his medical studies. But an even greater thrill was experienced on the following day when we sat with Mrs. Trudeau in the front row of the hall while the President, weak and feverish, delivered his address. It was entitled "The Value of Optimism in Medicine." Several months later, a reprint arrived, inscribed simply—"This is to remind you of the evening in Washington. E.L. Trudeau." It is one of my prized possessions.

A few sentences taken from that address, given on May 2, 1910, will make clearer the meaning of the title: "To the practicing physician and surgeon optimism is even more necessary than to the scientist, for besides moulding the doctor's character and guiding him in his decisions as to the case, his optimism is at once reflected to the patient and influences his condition accordingly. How great this influence may be we are learning more and more to appreciate. In his hour of need the patient has no means of judging of the physician's intellectual attainments; it is the faith that radiates from the doctor's personality that he seizes upon and that is helpful to him."

There were, of course, some outstanding papers by some of the new, young, scientifically oriented clinical investigators. It was at this meeting of the Climatological that Joseph H. Holmes and his collaborators presented their very early and pioneering studies in ultrasound in a paper entitled "The Ultrasonic Visualization of Soft Tissue Structures in the Human Body" (Fig. 24). John P. Merrill of Boston discussed "The Excretion of Water and Solutes in Renal Failure," and Elliot V. Newman talked on "Elementary Nephrosis."

THE SIXTY-EIGHTH ANNUAL MEETING

The sixty-eighth annual meeting was held at The Homestead, October 31–November 2, 1955, with Henry M. Thomas, Jr.³⁸ in the chair. There was a total registration of 123 members, with 107 wives in attendance. The Gordon Wilson Lecture was delivered by Dr. John F. Enders of Boston on "Observations on Certain Viruses Causing Exanthematous Diseases in Man," with particular reference to the agent in measles. On the Sunday night before the meetings began, the Nashville members were hosts at a cocktail party in the Virginia Room. On Monday evening the members and wives dined together in the Empire Room and later danced in the ballroom. On Tuesday evening, after cocktails, the members and wives dined separately, thereafter to be united for an hour of entertainment. The pleasure of hearing Hugh and Bobby Morgan is not easy to come by outside of Nashville, but their hour had come at Hot Springs, and with guitar and their happily blended voices, they sang the best of their wonderful repertoire of Southern songs and spirituals. This marked a new high in the revelation of membership talent. There followed an unusual demonstration of how much can be said by how many in how short a time when President Hal Thomas, without even military discipline, kept each of five members to a delightful five-minute discourse—each with an individual and different style: Dr. Joseph H. Pratt, Dr. Chester S. Keefer, Dr. Walter B. Martin, Dr. William B. Porter, and Dr. Yale Kneeland. Following this, Dr. Thomas Klein presented to Dr. Pratt, in honor of his many years as a member of the Climatological, a silver bowl, a gift from some of his devoted friends in the Association.

There were some outstanding papers presented at this meeting. A pioneer one was that of John P. Merrill, J. Hartwell Harrison, Joseph




FIG. 24. The somascope—An early instrument for the use of ultrasound, described by Joseph H. Holmes at the 67th Annual Meeting in 1954

Murray and Warren R. Guild on "Successful Homotransplantation of the Kidney in an Identical Twin." Other interesting papers included "Random Notes: Entomological and Climatological" by James J. Waring, who called attention to alveolar leakage as a possible cause of chronic and recurrent pneumothorax, to Brock's use of the term "cuckoo-spit" and its entomological associations, to strange insects found in rose gardens, and finally to the characteristic x-ray appearance of that com-

paratively rare and as yet inadequately explained disorder, pneumatosis cystoides intestinorum hominis!

THE SIXTY-NINTH ANNUAL MEETING

The sixty-ninth meeting was held at Skytop Lodge, November 1-3, 1956. The president was Francis C. Wood³⁹ of Philadelphia. There were rumblings of discontent from some members when it was announced that the 1956 meeting would be held in the Poconos the first week in November. Still green was the memory of snow, ice, and engine-cracking weather among those who had come to Skytop in 1951. But this time it was qualitatively different. Certainly there was rain and fog for those who came early, and for some who went mountain climbing during the three days there was rain. But for everyone there was some fair weather, a sufficiency of warmth and a large measure of happy congeniality. Josh and Ann Billings provided a stirring example of how a member and his bride will get to a meeting no matter how great the obstacles. They were persuaded by a newly immigrated, Italian, New York taxi driver, with a purple cab and a silver tongue, who wanted to get out of the city, to hire him for the drive from New York City to Skytop, Pa. This was their only chance to arrive in time. So after much good-natured haggling they signed up for the journey. After a delightful excursion through the countryside in their "purple taxi," they arrived safely, much to the surprise of President Wood and all the assembled members. The Gordon Wilson Lecture was given by Lee E. Farr on the subject of "Medicine and the Atom and Radiation." On the third evening, after the wives and members had dined separately, they were united for the after-dinner talks. Dr. Wood presided as Master of Ceremonies. He was followed by his fellow Philadelphian, Dr. Edward Rose, whose flow of wit, treasury of humorous stories, and precision tooling of the apt phrase has seldom been equalled behind the after-dinner speaker's rostrum. Then came Hugh and Bobby Morgan in their second appearance in two years. They were, in turn, succeeded by entertaining and discursive remarks and stories by Howard B. Sprague, Walter B. Martin, and James J. Waring. This was a fitting climax to the two earlier social gatherings: on Wednesday evening, the group was delightfully entertained at cocktails by the Philadelphia members, and on Thursday evening, after cocktails and dinner there was dancing for all.

A memorial was presented for Dr. Charles R. Austrian⁴⁰ who died suddenly on July 13, 1956 (see Fig. 17). Born in Baltimore in 1885, he acquired both his degrees at Johns Hopkins, becoming an associate professor in the medical school. Along the way, he served on medical advisory boards in both World Wars, was physician-in-chief at Sinai Hospital for many years, and was president of the Baltimore City, the

Johns Hopkins Medical Societies, and the Medical and Chirurgical Faculty of Maryland. He was primarily a bedside clinician in the best Oslerian tradition and did not permit his interest in any highly specialized area to divert him from the broad consideration of medicine and patients as a whole.

A Boston member, Dr. Joseph Hersey Pratt,⁴¹ died this year also (See p. 98).

In his Presidential Address, Fran Wood recounted his mark of distinction when at his second meeting as a member at White Sulphur Springs in October 1940 he succeeded in bringing down a quail with his slingshot.

Should you doubt my word, there is one living witness, Dr. Richard A. Kern. I suppose he will tell you, so I might as well mention it myself, that I was aiming at a bird I could see, and hit another hiding behind a bush which I had not seen. That is the way most of our notable achievements come about. I suppose I should also mention that I had no license to hunt quail. I recount to you this remarkable feat of arms, to remind some of you, and to introduce to others of you, my friend, Pete Abbott, who was also present on that occasion, and who took a great interest in the osteopathic maneuvers by which we worked out the dent in the bird's skull, and set him hiccoughing on his way off into the bushes, first on one foot, then several steps on the other, walking like any member of the Climatological might this evening if our wives were not here to give us reason to exhibit our temperance.

Dr. Wood had solicited a number of most interesting papers for this meeting. Reprinted in the volume is "The Problem of the Professional Guinea Pig," a humorous story of W. Osler Abbott's⁴² efforts to secure voluntary subjects for his studies with the recently devised Miller-Abbott tube. Carl Muschenheim reported on "Isoniazid After Five Years." F. Tremaine Billings, Jr. gave an interesting paper on "Speleologic Management of Consumption in Mammoth Cave: An Early Effort in Climatological Therapy"; this was the story of Dr. John Croghan, who set up an experiment on the treatment of tuberculosis by having patients live in Mammoth Cave. C. Philip Miller described "The Effect of an Antibiotic on the Susceptibility of the Mouse's Intestinal Tract to Salmonella Infection." J.E. Moore and his associates discussed "The Natural History of Systemic Lupus Erythematosus:—An Approach to its Study through Chronic Biologic False Positive Reactors." Thomas Hale Ham and John D. Battle, Jr. presented their work on the "Viscosity of Sickle Cells. A 34-year Study of an Italian Family with Sickle Cell and Thalassemia Traits."

THE SEVENTIETH ANNUAL MEETING

The seventieth annual meeting was held at the Homestead in Hot Springs, Virginia, October 28-30, 1957, with James Bordley III⁴³ in the chair. This was the third meeting in four years at the Homestead, which over the years had become a favorite with the membership. For those

who had arrived on Sunday, there was a cocktail party graciously given in the Crystal Room by the members from Washington D.C. On Tuesday evening, after cocktails the members and wives dined separately, thereafter to be united for a charming discourse on "The Influence of Epidemic Diseases on the Virginia Springs" by James P. Baker. The Gordon Wilson Lecture was delivered by Dr. Joseph W. Ferrebee of Cooperstown, New York, who told in a fascinating way of the present knowledge of and hopes for tissue transplants. Few realized at the time how far this field would advance in such a short time.

The president pointed out that those in his position may try to come to grips with some of the important issues of the day or may indulge the loyal electorate in some wholly irrelevant discourse, usually arising out of his own foibles. His talk was of the latter type. His excuse for bringing whales before the group in his address was that these monsters are the only mammals that have adapted themselves to continuous life in the sea. Their very existence, he felt, should excite us as it had him and should bring to mind aspects of climatology never before considered by this Association. It was a delightful discourse, which ended with one of those pearls that are completely irrelevant to most of us but always seem to be remembered while important information escapes us: in California there is a law making it a misdemeanor to shoot at any game bird or mammal, *except a whale*, from an automobile or plane.

The topics on the scientific program ranged from practical clinical information to basic laboratory research and was very well-balanced fare for the internist. Charles Ragan and Charles L. Christian discussed "Serologic Reactions Seen in Rheumatoid Arthritis"; R. Bretney Miller filled the group in on "Amebiasis as Seen in an Office Practice"; and Philip F. Wagley presented his excellent work on muscle end-plate potentials.

THE SEVENTY-FIRST ANNUAL MEETING

The seventy-first annual meeting was held in Cooperstown, New York from October 9 to 11, 1958. The president was Johnson McGuire⁴⁴ of Cincinnati. In attendance were 17 emeritus members, 102 active members and 97 wives. In terms of the excellence of the scientific program, the year 1958 was no exception. The Gordon Wilson Lecture was a delightful discourse on "Fever: Experimental Studies," by Ivan L. Bennett, Jr., professor of pathology of the Johns Hopkins Hospital and University School of Medicine. Mr. Herbert E. Pickett spoke following the annual members' dinner, telling the group just how and why Cooperstown is what it is. The event, coupled with a speech by William B. Bean concerning "The Munchausen Syndrome," climaxed the social activities

of the Association, which began on the evening before the meeting with a cocktail party given by the New York members of the Association.

There was a memorial presented for Hugh M. Kinghorn,⁴⁵ who was one of the members who exemplified all that the Climatological means. Hugh McLennon Kinghorn, who had been a member since 1907, died on November 7, 1957, within two days of his 88th birthday. Born in Kingston, Ontario, he received his M.D. in 1894 at McGill. During the next two years, he was intern and then medical superintendent at the Montreal General Hospital. While there he developed pulmonary tuberculosis and was treated by E. L. Trudeau from July 1896 to June 1897. He then worked at the Sanitarium until the next November, when he began to practice in the village of Saranac Lake. In the mornings he worked at the Saranac Laboratory under Trudeau and E. R. Baldwin until 1912. His special interest was immunology. Tuberculin treatment was popular at that time and Kinghorn persisted in that therapy throughout his life, helping to formulate its methodology, indications and restrictions, and use. He studied in animals the effect of tuberculin on the opsonic index, the comparative value of the von Pirquet test and the subcutaneous tuberculin test in the diagnosis of pulmonary tuberculosis. In the 1920s he reasoned that in tuberculin therapy the patient needed not only the derivatives of the tubercle bacillus, as in the bacillen emulsion of Koch, but also the factors inherent in the tissue reaction of the host to the tubercle bacillus. These factors he extracted from caseous tissue of cattle, obtaining his caseous filtrate which he gave in combination with, but separately from, Koch's tuberculin. He started the first sanitarium in Quebec and interested two of his Canadian patients in supporting the development of the Laurentian Society for the Treatment and Control of Tuberculosis, which built the first sanitarium at Ste. Agathe in 1908. Kinghorn took pride in having captained the McGill hockey team and in his later years became an enthusiastic golfer.

In his Presidential Address, Johnson McGuire discussed "The Origin and Development of the American Clinical and Climatological Association," highlighting the following points of interest:

At the second annual meeting the president, A. L. Loomis of New York, in discussing dampness of the soil as an important factor in the causation of tuberculosis, described Laennec's extraordinary experience when physician-in-charge of a convent outside of Paris for ten years: "During the ten years Laennec witnessed three times the death of its entire membership from consumption." This hideous mortality was ascribed by Loomis to dampness in the convent due to lack of porosity of the soil. At the third annual meeting, William Pepper of Philadelphia, in his 80-page Presidential Address, including numerous charts, maps and tables indicating rainfall in Pennsylvania, concluded—as had

Loomis—that dampness was intimately related to the incidence of tuberculosis.

In 1890 at the meeting held in Denver, Dr. J. H. Kellogg studied the variations in the movements of chest in man and in woman with an apparatus especially designed for this purpose, and after pointing out that there were no differences until adolescence, remarked: "I believe the cause of this modification is the change of dress. . . . The young girl is now becoming a woman and must acquire the art of lacing, wearing corset stays and sundry other contrivances which will aid in producing a fine form." In attempting to prove that woman would otherwise breathe as men do, Kellogg studied the pneumographic tracings of Indian and Chinese women without corsets and went so far as to study the pneumographic tracings of dogs with and without corsets. He concluded that the corset was the villain.

In 1893 Roland G. Curtin of Philadelphia denied that the society was "a company of old fossils who meet annually to look at musty statistics of the Weather Bureau." Dr. Curtin also repudiated the allegation that the society was organized to "boom" individual health resorts without regard to their merits.

In 1904, Curtin was appointed by the Climatological as delegate to the Fourth Pan-American Medical Congress at Panama. In his report to the Association, the regulations recommended for those living in the tropics were quoted: "1) A quiet regular life without the use of alcoholic stimulants; 2) Rise early, bathe and take coffee and rolls; 3) Breakfast at 11 a.m. on ripe fruits, beef steak and potatoes; 4) Avoid the sun and exercise at midday; 5) Dinner around six—simple in character; 6) An evening without fatigue or dissipation and the avoidance by ladies of décolleté dressing."

In 1916, Guy Hinsdale of Charlottesville, Virginia, was appointed as the Association's delegate to the second Pan-American Scientific Congress held in Brazil. In his report there was a description of an institute established for serum therapy in the treatment of bites of venomous snakes. The institute had organized a system of barter by which syringes and serum were traded for serpents. In this report the concluding statement was as follows: "For each serpent sent in, a tube of serum is given in return; and for 6 serpents, a syringe to administer the serum. Physicians can be supplied with a noose for capturing snakes, boxes and railroad tickets for their transportation to the institution. The railroads furnish the tickets free of charge."

In 1928, a splendid paper was read by James Alexander Miller on "Climate in the Treatment of Pulmonary Tuberculosis." Miller concluded that "Climate per se is not the determining factor in the success of treatment. The important factors in arrest were the regimen of rest, exercise, good food and an open air life." There was no report by any

member of the Association on the effect of climate on tuberculosis subsequently, with the exception of the interesting paper by Josh Billings on "Tuberculosis and the Mammoth Cave."

During the past decade, the quality of the scientific program had steadily improved, and due to the emphasis on clinical investigation rather than to currently fashionable medical programs emphasizing biochemical and biophysical research, had been of greater general interest to the membership.

There was an excellent paper by Vernon Knight and his collaborators on "The Origin of Drug-Resistant Staphylococci in a Mental Hospital." Morton Hamburger and his co-workers discussed "Penicillin-Sensitive Mutants Arising from Penicillin-Resistant *Staphylococcus aureus* During the Course of Experimental Canine Endocarditis." John P. Merrill discussed "A Possible Mechanism for Human Renal Hypertension." John Eager Howard and William C. Thomas presented their "Observations on Rachitic Rat Cartilage of Probable Significance in the Etiology of Renal Calculi." There was another paper by Joseph H. Holmes on ultrasound entitled "Ultrasonic Visualization of Edema."

Other than the president's revisit to some of the past events of the Climatological, there was no special attention paid to its 75th anniversary. One memorable event went almost unnoticed: F. Tremaine Billings, Jr. was elected to succeed Marshall Fulton as secretary-treasurer. Thus, the tradition of choosing wisely the incumbents in this most important responsibility of all was soundly preserved.

THE SEVENTY-SECOND ANNUAL MEETING

The seventy-second annual meeting was held at The Homestead, November 2-4, 1959 under the presidency of George Thorn⁴⁶ (Fig. 25). On Sunday evening the membership was entertained by the Baltimore group in a new large room recently opened at the hotel. The scientific program was of the highest caliber. The Gordon Wilson Lecture, delivered by Dr. Raymond D. Adams, Bullard Professor of Neuropathology at Harvard, was a masterpiece. Over a ten-year period, Adams had brilliantly and laboriously studied the vast material presented by acute and chronic alcoholism at the Massachusetts General Hospital and had classified the lesions of the central nervous system structurally and pathogenetically. President Thorn gave an erudite exposition of the life of Austin Flint, Sr., with emphasis on his stimulating influence on medical education and the leadership he exerted over medical progress during his time. On Tuesday evening, for the first time, there was a joint husband-wife dinner, which was highlighted by a superior clinical-pathological conference handled with finesse by the ladies (masterminded by Doris Thorn and Sue Merrill). The diagnosis was a syndrome comprising



FIG. 25. George W. Thorn

red hair, perennial youth, and dysfunction of the pituitary-adrenocortical axis involving the "sailor tursica."

Henry M. Thomas, Jr. presented a memorial for Dr. Joseph Earle Moore.⁴⁷ Among the outstanding papers was one by John P. Merrill on "Mechanisms of Immunity in the Rejection of Transplanted Tissue." John B. Hickam and Herbert O. Sieker presented their "Studies of Retinal Circulation and A-V Oxygen Difference in Man." H. S. Willis discussed "Studies in Tuberculo-Immunity," and Edward F. Bland presented his data on "The Declining Severity of Rheumatic Fever: A Comparative Study of the Past Four Decades."

An article by Walter L. Palmer, Howard F. Raskin, and Joseph B. Kirsner on "Morphologic Characteristics of Benign and Malignant Exfoliated Gastrointestinal Muscosal Cells" featured colored photomicrographs. Previously, Stewart Wolf had presented color photographs in his final article on Tom, the famous patient with a gastric fistula. (The first use of colored illustrations in the *Climatological* occurred in 1886, when the *Transactions* included topographical maps in blue, red, and green, accompanying an article by William Pepper entitled "A Contribution to

the Climatological Study of Consumption in Pennsylvania." In 1909, David R. Lyman's article "The Cutaneous Reaction of Lautier and Some Studies in Controls" contained reproductions of two of Lautier's colored drawings of the cutaneous reaction.) Ivan L. Bennett, Jr., Harvey Minchew and F. Robert Fekety discussed "Some Aspects of the Epidemiology of Staphylococcal Disease."

THE SEVENTY-THIRD ANNUAL MEETING

The seventy-third annual meeting was held in Cooperstown, New York, October 6-8, 1960, under the leadership of Marshall Fulton⁴⁸ and his wife, Mary Howe. Outstanding was the Gordon Wilson Lecture by Arnold Rich, whose long influence on so many members of the Climatological made this a popular choice. He discussed his classic observations on "Visceral Hazards of Hypersensitivity to Drugs," a field to which he contributed so much, describing the development of polyarteritis in man due to such common drugs as penicillin and producing similar lesions in the experimental animal by foreign serum as well as by drugs.

Doubly important was his discussion of Carl Muschenheim's paper on Hamman-Rich disease. The first description of this disease had been presented by Dr. Louis Hamman at the 52nd annual meeting of the Society, just 25 years previously. He and Rich described four cases of diffuse interstitial fibrosis of the lungs that showed an extraordinary and distinctive pathological picture. (It was the similarity of the pathologic lesions in these cases more than the clinical manifestations that led the authors to group them together.) Muschenheim described three additional cases, all of which were diagnosed ante-mortem. Rich pointed out in his discussion that this lesion can be diagnosed with certainty only early in its evolution, before it has progressed to the stage of completed fibrosis—that is, when it has gone past the period in which the alveolar walls are very greatly thickened by edema, mononuclear cells and sprouting fibroblasts, with much enlarged alveolar epithelial cells and hyaline membranes lining the alveoli. Said Rich: "So many conditions can cause pulmonary fibrosis that I would be unwilling to make a diagnosis of this type of pulmonary fibrosis from a biopsy showing only completed fibrosis."

Morton Hamburger and his co-workers discussed their approach to "Simplification of the Treatment of Subacute Bacterial Endocarditis Caused by Penicillin-Sensitive Streptococci." "Certain Clinical and Climatological Characteristics of the Common Cold" was presented by John H. Dingle, and David P. Earle and Robert B. Jennings discussed "Focal Glomerular Lesions." An interesting paper was that of George Perera and his co-workers entitled "The Family of Hypertensive Man."

William B. Bean gave a learned discourse on "The Medical Utility of

the Rare, the Obscure, the Small and the Trivial." This "sermon" ranged beyond medicine. The text came from the legal phrase "De Minimus Non Curat Lex," which translates freely as "The law doesn't fret about trifles." The Epilogue to this paper illustrates the breadth of interest represented in this program, and the amusing paths down which it led.⁴⁹

THE SEVENTY-FOURTH ANNUAL MEETING

The seventy-fourth annual meeting was held at Williamsburg, Virginia, November 2-4, 1961, under the presidency of Worth Daniels⁵⁰ (Fig. 26). The Williamsburg Inn has 120 double rooms, which was thought quite sufficient for the usually successful Climatological meeting. By August, it was apparent that the Association should expect a floodtide of attendance, and as reservation requests continued to pour in the management



FIG. 26. Left to right: Bernice Wainwright, Mrs. Lewis B. Flinn, Worth Daniels (Courtesy of Dr. Theodore Woodward)

had to make use of nearby cottages and the motor house. At this point, St. George Tucker began to commute between Richmond and Williamsburg, and while cocktail party, dining hall, and housing plans changed daily, he and the Williamsburg management rose ingeniously to each surprising new demand. The climax was reached at meeting time when 315 registrations were recorded, including: 128 active members, 37 emeritus members, and 142 wives. Several daughters added luster to the guest list. The meeting was thus a high point in Climatological history. If it was important for this Association to encourage the gathering of scientists closely bound by friendship, then the epitome of success had been reached. Worth Daniels's erudite, delightfully spicy Presidential Essay on Siamese twins led off a program that was both scholarly and entertaining.⁵¹ The high point was the Gordon Wilson Lecture, by William B. Castle, who gave the full historical panorama of pernicious anemia and the development of our current knowledge. It is such masterful lectures that make the *Transactions* so invaluable.

The members from Duke were hosts at a pleasant cocktail party the first evening. Mr. Ivor Noel-Hume, the chief archeologist of the Williamsburg project, addressed the Association on Tuesday evening, presenting a fascinating lecture with a film. This year marked the last of the pre-meeting cocktail parties sponsored by local members. It was decided that hereafter the president's cocktail party would be a standing event on Sunday evening before the start of the meeting and that the expenses would be defrayed by the entire Climatological Association.

This meeting was saddened by a memorial prepared by David P. Earle for S. Howard Armstrong,⁵² who died in Chicago on March 11, 1961. Howie Armstrong was born in New York City on April 5, 1912. After graduation from Princeton in 1933 with a brilliant academic record, he performed with great distinction at the Harvard Medical School. There he was awarded the Richardson Fellowship in Medicine. After finishing medical school, Armstrong was offered a position in the department of philosophy at Princeton, a good illustration of his many talents. Fortunately, he continued his clinical training at the Presbyterian Hospital under Bob Loeb and at the Peter Bent Brigham and Boston City Hospitals, where he came under the stimulating influence of Soma Weiss and began work with Edwin Cohn and J. L. Oncley during their pioneer work on the separation, identification, and chemistry of the plasma proteins. Armstrong left Boston in 1947 to become chairman of the department of medicine of the Presbyterian Hospital in Chicago and was made professor of medicine at the University of Illinois. In 1952 he resigned from the Presbyterian Hospital to accept the challenging position of director of biological sciences and medical education at Cooke County Hospital. His major personal research remained in the field of biophysics, with special emphasis on plasma proteins in disease. In

addition to his clinical and scientific abilities, he was a talented pianist and an accomplished yachtsman, of the variety that builds its own sailing boats.

Other outstanding members had died during the year. Marshall N. Fulton presented an excellent memorial on his uncle, Frank Taylor Fulton,⁵³ who died on April 10, 1961 just a few weeks before his 94th birthday. He graduated from Knox College in Galesburg, Illinois in 1894 and entered the newly opened Johns Hopkins School of Medicine. To him it made no difference that in order to enter he had first to complete his premedical requirements with an extra year at Johns Hopkins, nor that in order to pay his way he had to sell encyclopedias in the farming country and kitchen ranges in Nova Scotia during summer vacations. After an internship in pathology under Frank Mallory at Boston City Hospital, he was appointed the first full-time pathologist to the Rhode Island Hospital in Providence in 1900, a position he held for nine years. He became interested in tuberculosis and its early recognition in factory workers. However, he soon developed a broader interest in the field of medicine in which he was to make his major contribution, heart disease. In the summer of 1912 he went to England to study with Sir James Mackenzie, learning about the polygraph. With his own polygraph, he recognized and published the first cases of atrial flutter reported in the American literature. Two years later he went again to England to work with Sir Thomas Lewis on the infant science of electrocardiography. This time he returned with an invoice promising delivery of his own electrocardiograph machine which, in spite of the hazards of British shipping in World War I, arrived in 1915 and was immediately installed by him in the Rhode Island Hospital. This private purchase of a machine the size of an upright piano, installed voluntarily in a hospital, seems a far cry from our modern age of expanded hospital budgets, generous grants-in-aid and sixteen pound "portables." It was this move that started the development of the heart station at Rhode Island Hospital, which remained from then on Frank Fulton's great interest. The story of the heart station's birth and development he related in a short monograph written and published in his 89th year with an introduction by Dr. Samuel A. Levine. He was a member of the American Society for Clinical Investigation and the Association of American Physicians.

Hugh Jackson Morgan wrote an excellent memorial to John Minor.⁵⁴ Minor was the son of Charles L. Minor, a pioneer tuberculosis specialist in the United States, who had been one of the most influential and beloved members of the Climatological until his death in 1928. Hugh Morgan had good reason for his vivid memory of Charles Minor. At a Southern Medical Association program about 1926 in Washington, the subject of Morgan's paper was "Chronic Basilar Pulmonary Infections," the first paper that he had presented. At the end of the paper its data,

argument and conclusions were brilliantly attacked and in Morgan's own words: "I feared successfully, by a sarcastic authority in the pulmonary field who was many years my senior. Astonishment, anger and confusion all but possessed me. Before I could gain the floor to try to defend my position, Dr. Charles Minor, whom I had never met, was on the rostrum and in command. The result was devastating, and there remained nothing further for either my adversary or me to say. When I thanked Dr. Minor for my rescue he dismissed the matter as of no importance and asked where I lived and with whom I worked. I did not know then that he had a son my age who was making 'maiden' efforts to establish his practice in Washington. A few years later John Minor's classmate at Harvard and our mutual friend, Dr. C. Sidney Burwell, was to introduce us at the Atlantic City meetings, under very amusing circumstances." Dr. John Minor's interests in the field of medicine were broad. He was especially attracted by disorders of the cardiovascular system and played a role in the recognition and development of that specialty in Washington, D.C. John Minor was president of the Clinical and Climatological in 1951 and of the Society of Medical Consultants for the Armed Forces in 1952.

Another important member lost in this year, memorialized by George Morris Piersol, was Maurice C. Pincoffs.⁵⁵ Born in Chicago on August 6, 1886, he obtained his B.S. degree from Chicago, where he also carried out graduate studies. Pincoffs entered the Johns Hopkins University School of Medicine, receiving his M.D. in 1912. He served his internship at the Presbyterian Hospital in Chicago while James B. Herrick was active. On his return to Baltimore, he became resident physician at the Baltimore City Hospital, where he soon demonstrated unusual aptitude as an investigator and ability as a clinical teacher. His first academic appointment was as research assistant in pharmacology at Hopkins. Later he became an instructor in medicine. In 1922, Pincoffs was made head of the department and professor of medicine at the University of Maryland. During his 33 years in that position, he aptly demonstrated his ability as a brilliant teacher and able administrator. When he became emeritus in 1954, with characteristic energy he undertook a new assignment as professor of preventive medicine at the University of Maryland. This enabled him to study aspects of rehabilitation of the chronically ill. In both World Wars, Pincoffs acquitted himself with distinction. He entered World War I first as a captain with the British and later served with the American troops. For his skillful attention to those that came under his care and his personal courage in evacuating the wounded from the battlefield, he was decorated with the Distinguished Service Cross and the Croix de Guerre with Palms and Stars (France). In the second World War he was first commanding officer of the 42nd General Hospital—the University of Maryland Unit—but later became chief of preventive medicine in the Pacific area and advisor to General Douglas Mac-

Arthur. When hostilities ceased, he made a notable contribution. In the space of ten weeks he converted the City of Manila and its surroundings into a safe place for the returning American troops. This he accomplished by setting up the sanitary system, establishing a health department and organizing effective health measures. In recognition he was given the Legion of Merit with Oak Leaf Clusters. During this period, he was also the subject of controlled studies on the prophylactic use of antimalarial drugs.

A distinguished member of the American College of Physicians, Pincoffs served for many years as editor of the *Annals of Internal Medicine*. He became president of the Climatological in 1949 and was always a most enthusiastic member. Pincoffs was also president of the American College of Physicians, in 1951-52.

Among the excellent scientific presentations was that by George F. Cahill, Jr. on the "Metabolic Role of Adipose Tissue," and by Roger S. Mitchell, Giles Toll, and Giles F. Filley on "The Early Lesions in Pulmonary Emphysema." Sheldon E. Greisman, Richard B. Hornick, Merrill J. Snyder, and Theodore E. Woodward presented their studies on "experimental" typhoid fever, in which they made important observations on its pathogenesis and on the physiological abnormalities of the infection. Stewart Wolf and his collaborators presented their data on "Changes in Serum Lipids in Relation to Emotional Stress During Rigid Control of Diet and Exercise." Clearly the Climatological had become a superb forum for the presentation of scientifically oriented clinical investigation in a variety of fields relating to internal medicine. John H. Lawrence and his collaborators from Berkeley, California discussed acromegaly and its treatment by irradiation. He presented some interesting historical notes on Harvey Cushing. Lawrence was first introduced to acromegaly while he was an intern under Cushing at the Brigham Hospital. Later, as resident in medicine for Francis G. Blake, he assisted in the care of Dr. Cushing while he was a patient in the New Haven Hospital. During Cushing's convalescence Blake arranged to have several patients with acromegaly, or Cushing's disease, admitted for study, leading to Lawrence's further interest in the disease and its treatment by irradiation of the pituitary. He and his colleagues carried out a series of experiments in which they irradiated the pituitary gland of rats and quickly learned that the doses delivered did not appreciably influence the rate of growth or cause classic histologic destructive changes in the gland. The cause of this failure was their inability to irradiate the gland selectively; their procedure also produced the danger of excessive radiation to surrounding structures. During the years of Lawrence's association, Cushing became very much interested in nuclear physics and began to collect many of the earlier writings of some of the great physicists, such as Ernest R. Rutherford, J. J. Thompson and C. T. R. Wilson of

cloud-chamber fame. Cushing's collection, one of the best on earlier nuclear physics, is now in the Yale Medical Library. During many of their conversations, Cushing pointed out to Lawrence: "This field of isotopes and radiations in nuclear physics is going to be exceedingly important to biology and medicine in the future. It reminds me of the development of bacteriology when I was a young doctor." Said Lawrence: "He urged me to go into this field, especially since some of my studies already involved radiation. As a medical student and as an intern and resident I was often visited by my brother, Ernest O. Lawrence, then an assistant professor of physics at the University of California. I can remember especially one of his visits to Boston. With a German physicist, Professor Otto Stern, who was teaching in Boston, we had dinner in an Italian restaurant. My brother made a drawing on the tablecloth, sketching his idea for a new atom smasher he later called a cyclotron." Stern encouraged him and his brother soon had his first small cyclotron in operation. In 1935, John H. Lawrence became actively engaged with his brother in the early experiments with radioisotopes and some of the new radiations produced in one of the first cyclotrons. In this paper he reported the first seven years of his experience with the beam from the cyclotron and the results in the treatment of patients with acromegaly, describing 17 patients who had been treated during the past four years. With this particular radiation, they were able to deliver as much as 10,000 to 15,000 rads to the sella. Awaiting the development of hormonal or chemical means of control, such total energy may lead ultimately to better control of the symptoms and signs of acromegaly and to further extension of life.

THE SEVENTY-FIFTH ANNUAL MEETING

The seventy-fifth annual meeting was held at the French Lick Sheraton Hotel in French Lick, Indiana, October 25-27, 1962, with Ed Rose in charge, assisted by his wife Libby. The hotel has 586 double rooms and was the home of Indiana's last gambling mecca. Long closed were the gambling casinos, long discontinued were the private trains which brought the state's and nation's political elite. Here was the home of Pluto water, attested to by the mischievous Red Devils dancing on the hotel's roof and the mildly sulfurous odor pervading the gardens.

Ed Rose's Presidential Address was based on the life of John Coakley Lettsom and included a rare and remarkable exposition of the medical and literary notables living in the era of Samuel Johnson. Jerome W. Conn delivered the Gordon Wilson Lecture, "Some Clinical and Climatological Aspects of Aldosteronism in Man," in which he elucidated the complicated physiologico-metabolic aspects of aldosterone. It was a brilliant exposition of a field in which he had been a pioneer contributor—primary aldosteronism.

The program also featured other notable papers. Grant Liddle gave one of the early presentations of the ectopic ACTH syndrome caused by carcinomas other than those associated with the pituitary gland. Joseph B. VanderVeer presented his work on "Direct Current Shock in the Treatment of Cardiac Arrhythmias."

F. Tremaine Billings, Jr. presented a memorial for Hugh Jackson Morgan,⁵⁶ who died on Christmas Eve 1961. Dr. Morgan had devoted himself productively to medical education in its broadest sense. Born in Nashville, Tennessee on January 25, 1893, he had been a great athlete, becoming an All-Southern center for Vanderbilt. Following his graduation from that school in 1914, he entered the Vanderbilt University Medical School and two years later transferred to Johns Hopkins, receiving his M.D. in 1918. He went as a student to France in World War I, returning to The Johns Hopkins Hospital as a member of the resident staff from 1919 to 1921. Here he received the stimulus for his career and became an assistant and resident physician at the Rockefeller Institute for two years. This was followed by two years of study in medical schools and hospitals abroad under the auspices of the General Education Board. He returned to Vanderbilt in 1925 as associate professor and head of the department in 1935, a position he held for 23 years. His service was characterized by the zealous loyalty and enthusiasm of the house officers and students under him. He achieved national leadership in a number of areas, as president of the American College of Physicians, the American Clinical and Climatological, and the Association of American Physicians. He received the Alfred Stengel Memorial Award from the American College for outstanding service to the college as well as outstanding achievement in medicine. During World War II, Morgan was chief medical consultant to the surgeon-general and contributed largely to the medical success of the Armed Forces during that war. His research contributions were mainly in the field of infectious disease, with early emphasis on the subject of microbial nutrition, basic studies of the *Treponema pallidum* and careful elucidation of the natural history and treatment of a number of infectious diseases.

Edward Rose wrote the memorial for Oliver Hazard Perry Pepper,⁵⁷ born April 28, 1884, who died on January 28, 1962 after a distinguished career as professor of medicine at the University of Pennsylvania. His father, Dr. William Pepper, was a founding member of the Climatological. Perry Pepper was president of the American College of Physicians in 1939 and of the Association of American Physicians in 1947. He was a member of the American Philosophical Society. Pepper developed a productive interest in medical etymology and philology, which was expressed in his book *Medical Etymology*, published in 1949, and he was among the first to recognize the growing importance of gerontology. Perry Pepper was one of the great clinical teachers of his generation

when the evolution of medicine still permitted universalism in teaching.

Howard W. Bosworth presented a memorial for Frances Marion Pottenger⁵⁸ who died June 10, 1961, at the age of 91. Pottenger became a member of the Climatological in 1902. He graduated from the Cincinnati College of Medicine and Surgery in 1894, and in the next few years made several trips to Europe during which he worked with Koch, von Bering, Brauer, Forlanini, von Pirquet, and Anton Ghon, and had contacts with many other of the great physicians, including Virchow, Hensch, Ewald, Gower, Calmette, and Sir James Mackenzie. When his first wife developed tuberculosis, in 1895, he moved to Los Angeles and established the Pottenger Sanatorium in Monrovia in 1903, limiting his practice to tuberculosis. He became a clinical professor of medicine at the University of California when the school was reorganized and held this appointment until 1942. He was a president of the American College of Physicians and his name occupies a permanent place in the history of tuberculosis in the United States.